

2022

VCE CURRICULUM GUIDE

Hume Anglican Grammar
Mt Ridley Campus



Anglican Grammar
Hume

Aim High, Be Proud

*Curriculum Descriptions for all subjects in this Guide are based on the current Study Designs as published by the Victorian Curriculum and Assessment Authority.
The School reserves the right to withdraw a subject from the listings or offer a Unit 3 - 4 sequence only, should interest in the subject be very low.
All details are correct at the time of publication.*

Contents

Year 11 and Year 12 Course Overviews	5
The Victorian Certificate of Education (VCE)	6
The Subject Selection Process	6
Overview of Subject Offerings in the VCE.....	10
..... Error! Bookmark not defined.	
Accounting	11
Applied Computing	13
Applied Computing: Data Analytics	14
Australian and Global Politics	15
Global Politics	16
Biology	17
Business Management	19
Chemistry	21
Dance	23
Unit 1: Dance	23
Drama	25
English	27
English Language	29
Environmental Science	30
Geography	32
Health and Human Development	34
History	36
Italian	38
Legal Studies	40
Literature	42
Mathematics	44
General Mathematics – Unit 1 and 2	45
Further Mathematics – Unit 3 and 4	46
Mathematical Methods.....	47
Specialist Mathematics.....	49
Media	51
Music Performance	53
Physical Education	55
Physics	57
Psychology	59
Religion and Society	61
Studio Arts	63

Systems Engineering	65
Visual Communication Design	67
Contacts	69

Introduction

Hume Anglican Grammar seeks to blend academic excellence with richness of opportunity and experience beyond the classroom. In the interests of their personal wellbeing, the School encourages students to pursue activities other than study, such as sport, debating, music, the Arts and leadership.

At all times, we strive to provide an equitable educational experience for all, preparing students to be confident, critical thinkers who have a passion for learning in any setting. Our academic program seeks to develop the pursuit of excellence as a habit of mind and equip students with the skills for lifelong learning.

Aside from their subject curricula, students are supported in their VCE studies by several wellbeing and extension initiatives. All students in Year 11 and 12 take part in several **Elevate Education** sessions (<https://au.elevateeducation.com/seminars/Senior>). learning skills relating to time management, memory techniques, examination preparation and general study strategies.

The School's successful **Academic Mentor program** means every Year 12 student is placed in a small group which meets regularly with an appointed, experienced member of staff who acts as that group's mentor. Both pastoral and academic, these forums give students an opportunity to air their concerns freely, share their successes and discuss aspects of their learning journey such as study strategies and revision.

Year 11 and Year 12 Course Overviews

The following is an overview of a typical course followed by a student at Hume Anglican Grammar.

Year 11

Semester 1	English/Literature Unit 1	Elective Unit 1	Elective Unit 1	Elective Unit 1	Elective Unit 1	Elective Unit 1
Semester 2	English/Literature Unit 2	Elective Unit 2	Elective Unit 2	Elective Unit 2	Elective Unit 2	Elective Unit 2

Year 12

Semester 1	English/Literature Unit 3	Elective Unit 3	Elective Unit 3	Elective Unit 3	Elective Unit 3
Semester 2	English/Literature Unit 4	Elective Unit 4	Elective Unit 4	Elective Unit 4	Elective Unit 4

The Victorian Certificate of Education (VCE)

Introduction

The VCE (Victorian Certificate of Education) is a two-year program in Years 11 and 12 administered by the Victorian Curriculum and Assessment Authority (VCAA). It is important that students consult personnel such as the Careers Counsellor, the Heads of Learning and Subject Coordinators, the VCE Coordinator and the Head of Curriculum – Secondary to gain advice and make informed decisions about subject selection.

For students to be eligible for satisfactory completion of their VCE certificate and obtain an ATAR, Hume Anglican Grammar must abide by the rules set by VCAA pertaining to the submission of work, examination procedures and prerequisite curriculum rules.

It is important to understand the difference between a study (subject) and a Unit (semester). Most studies are made up of four Units. Units 1 and 2 are usually undertaken in the first year, and Units 3 and 4 are usually undertaken in the second year of the VCE program. A Unit represents about 100 hours of work (of which 50 - 60 hours will be class time) and is undertaken in one semester or half-year.

Graduation Requirements

Over the two years of the VCE program, most students will complete a total of 24 Units. To be awarded the VCE, students must satisfactorily complete at least 16 Units:

- three Units of English (or Literature or combination of both) – must include Units 3 and 4
- three sequences of Units 3 and 4 studies other than English.

Students then have considerable choice over the Units and the mix of Units 1, 2, 3 and 4 they attempt. Tertiary entry is largely based on performance in up to six sequences of Units 3 and 4 studies.

Unit outcomes and satisfactory completion

Each Unit includes a set of 2 to 4 outcomes. All requirements of each Unit must be achieved for satisfactory completion. Achievement of the outcomes is based on the teacher's assessment of the student's performance on assessment tasks prescribed for the Unit.

The Subject Selection Process

Choosing a suitable course:

The most important part of the subject selection process is for students to choose an appropriate program of study from the courses available to them through the School or other external providers.

Students are advised to:

- gather information about the VCE subjects on offer at Hume Anglican Grammar.
- consider their strengths as well as their level of interest in the various subject areas available. Students SHOULD NOT select subjects based on preferred teachers, being with friends or ATAR scaling.
- think about possible tertiary options they might follow and establish the prerequisites and other requirements stipulated by tertiary institutions.
- think about whether they need a program which guides them more directly into the work force.
- speak to current senior students about the courses which interest them.
- seek advice from relevant staff (see 'Contacts' page of this handbook).
- visit Open Days and Experience Days offered by many tertiary Institutions.

We recommend students invest significant time and energy into this process to ensure selecting a course that will be both challenging and enriching, and one to which they will be fully committed. We provide a plethora of opportunities in a community that rewards ambition, enthusiasm, hard work, and, where without doubt, everyone enjoys themselves. Even more importantly, we desire our community to be a place where honesty and mutual respect are expected. We look forward to assisting students in the process of course selection for their final years of Secondary education.

Virtual School Victoria (formerly Distance Education)

Students may study a subject through Virtual School Victoria if it is not offered at Hume Anglican Grammar. This may be done only after consultation with the Head of Curriculum. Students are enrolled by Hume Anglican Grammar as their home school. Parents pay the associated fees. Studying via distance education requires significant autonomy, initiative and commitment. As such, an application to study via distance education will be considered based on each student's previous academic results, capacity for self-motivation and work ethic; indicators of work ethic include academic detentions, attendance, class participation and behaviour.

Acceleration: Years 10 - 11

Students entering Year 10 may apply to study a Unit 1 and 2 sequence at an accelerated level. Students entering Year 11 may apply to study a Unit 3 and 4 sequence at an accelerated level. All applications for acceleration follow an appropriate application process (see timeline). The School does not encourage acceleration in subjects where it considers students are better served by studying the complete Units 1 – 4 sequence. Units 3 and 4 Physics is an example. Applications are reviewed on a case-by-case basis by the Secondary Curriculum Committee who take the following considerations into account:

- whether the student has achieved consistently strong results in most subject areas, especially in subjects related to the accelerated discipline.
- whether the student is organised in his or her approach to learning and demonstrates a strong commitment to study by completing all class work, homework and assessment tasks in a timely and appropriate manner.
- whether the student is recommended by the Head of Learning and his/her current teachers as capable of achieving success in a VCE subject.
- consistent attendance of 90% or more.
- successful completion of a Units 1 and 2 sequence (if applicable).

Benefits of acceleration: studying a Units 3 and 4 sequence in Year 11

- Selecting a single Unit 3 and 4 sequence in Year 11, alongside Unit 1 and 2 subjects, allows students to experience the rigour, pleasures and requirements of studying a Year 12 course, which helps them know what to expect in their final year at school.
- There is a percentage increase in a sixth subject added to a student's ATAR score in Year 12.
- Year 11 accelerated students are in a classroom environment with older students and benefit from interacting with and learning alongside a senior cohort.
- Having completed a Unit 3 and 4 sequence at the end of Year 11 can mean students have more freedom of subject choice in Year 12 and a clearer idea of the best learning path for them as individuals.

Challenges of acceleration

- Year 11 students may find they devote too much time to their Unit 3 - 4 sequence at the expense of studying Units 1 and 2 subjects. The same applies for Year 10 students studying a Unit 1 - 2 sequence.
- Unless students remain committed to their accelerated study and ensure they embrace the subject diligently, there is very little percentage benefit to be gained from accelerating in Year 11.

Acceleration and timetabling

- A Year 11 student who selects a Unit 3 - 4 subject is placed in a class together with Year 12 students also studying that subject. Similarly, a Year 10 student studying a Unit 1 - 2 subject is placed in a class with Year 11 students.

Students who have studied an accelerated subject in Year 10

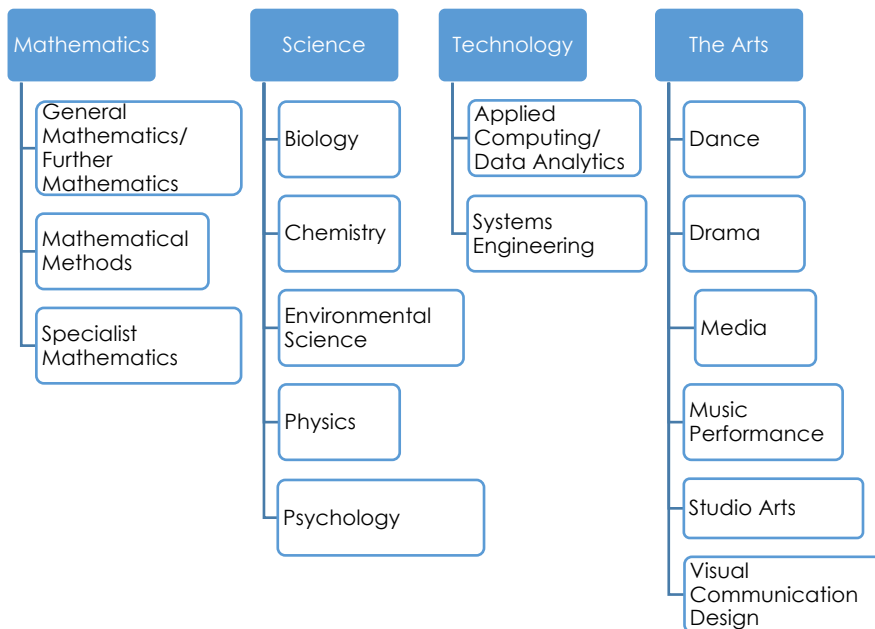
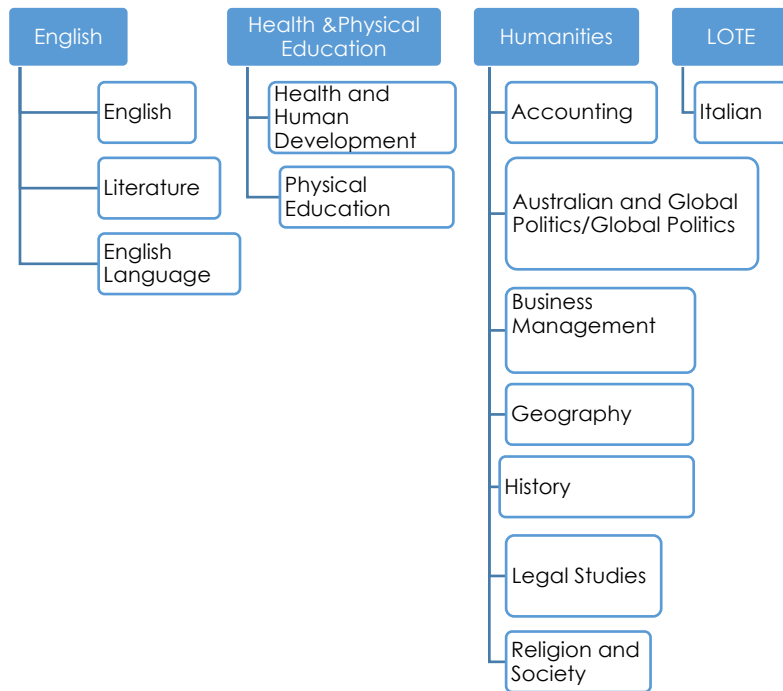
- If a student has already studied a Units 1 - 2 sequence in Year 10, they need to reapply for Units 3 - 4 acceleration in 2021 as it is not automatically granted.

Note: Acceleration is not a guarantee to an increased ATAR score. Some students are better served by studying subjects at the benchmarked year level. The School examines each application on its own merits.

Key Dates

Date	Action	Personnel/ Contact
Week 2 Friday, 23 July	VCE Curriculum Guide 2022 emailed to students.	See 'Contacts' page
Week 3 Wednesday, 28 July	Attend the Subject Selection Evening with parents.	Contact: Head of Curriculum Mrs Jennifer Johnstone
Week 3 Monday, 26 July all week	Year 10 students have individual meetings with selected members of staff to discuss 2022 VCE subject choices.	Various members of staff.
Week 4 Monday, 2 August	<ul style="list-style-type: none"> • Web Preferences open online for students to select subjects. • Applications for acceleration may be submitted for approval. 	Head of Curriculum Mrs Jennifer Johnstone Academic Officer Mrs Beverley Nichols
Week 5 Friday, 13 August	<ul style="list-style-type: none"> • Web preferences close. • Last day to lodge acceleration applications. 	Acceleration applications considered by members of the Secondary Curriculum Committee.
Week 6 by Friday, 20 August	<ul style="list-style-type: none"> • Students notified of decision on acceleration. 	

Overview of Subject Offerings in the VCE



Accounting – Unit 1 and 2

Unit 1: Role of Accounting in Business

This unit explores the establishment of a business and the role of accounting in the determination of business success or failure. In this, it considers the importance of accounting information to stakeholders. Students analyse, interpret and evaluate the performance of the business using financial and non-financial information. They use these evaluations to make recommendations regarding the suitability of a business as an investment. Students record financial data and prepare reports for service businesses owned by sole proprietors. Where appropriate, the accounting procedures developed in each area of study should incorporate the application of the Conceptual Framework and financial indicators to measure business performance and consider the range of ethical concerns faced by business owners when making decisions, including financial, social and environmental.

Area of Study 1: The Role of Accounting

Area of Study 2: Recording Financial Data and Reporting Accounting Information for a Service Business

Unit 2: Accounting and Decision-Making for a Trading Business

Students develop their knowledge of the accounting process for sole proprietors operating a trading business, with a focus on inventory, accounts receivable, accounts payable and non-current assets. Students use manual processes and ICT, including spreadsheets, to prepare historical and budgeted accounting reports. Students analyse and evaluate the performance of the business relating to inventory, accounts receivable, accounts payable and non-current assets. They use relevant financial and other information to predict, budget and compare the potential effects of alternative strategies on the performance of the business. Using these evaluations, students develop and suggest to the owner strategies to improve business performance. Where appropriate, the accounting procedures developed in each area of study should incorporate application of the Conceptual Framework, financial indicators and ethical considerations for business owners when making business decisions, including financial, social and environmental.

Area of Study 1: Accounting for Inventory

Area of Study 2: Accounting for and managing accounts receivable and accounts payable

Area of Study 3: Accounting for and managing non-current assets

Prerequisites

None.

Methods of Assessment

- Structured questions
- Folio of exercises (manual and ICT)
- Case studies (manual and/or ICT)
- Tests (manual and/or ICT)
- Reports (written, oral or multimedia)
- End-of-semester examination

Accounting – Unit 3 and 4

Unit 3: Financial Accounting for a Trading Business

This unit focuses on financial accounting for a trading business owned by a sole proprietor and highlights the role of accounting as an information system. Students use the double entry system of recording financial data and prepare reports using the accrual basis of accounting and the perpetual method of inventory recording. Students develop their understanding of the accounting processes for recording and reporting and consider the effect of decisions made on the performance of the business. They interpret reports and information presented in a variety of formats and suggest strategies to the owner to improve the performance of the business. Where appropriate, the accounting procedures developed in each area of study should incorporate the application of the Conceptual Framework, financial indicators to measure business performance, as well as the ethical considerations of business owners when making decisions, including financial, social and environmental.

Area of Study 1: Recording and analysing financial data

Area of Study 2: Preparing and interpreting accounting reports

Unit 4: Recording, reporting, budgeting and decision-making

Students further develop their understanding of accounting for a trading business owned by a sole proprietor and the role of accounting as an information system. Students use the double entry system of recording financial data and prepare reports using the accrual basis of accounting and the perpetual method of inventory recording. Both manual methods and ICT are used to record and report. Students extend their understanding of the recording and reporting process with the inclusion of balance day adjustments and alternative depreciation methods. They investigate both the role and importance of budgeting in decision-making for a business. They analyse and interpret accounting reports and graphical representations to evaluate the performance of a business. From this evaluation, students suggest strategies to business owners to improve business performance. Where appropriate, the accounting procedures developed in each area of study should incorporate application of the Conceptual Framework and financial indicators to measure business performance, as well as the ethical considerations of business owners when making decisions, including financial, social and environmental.

Area of Study 1: Extension of recording and reporting

Area of Study 2: Budgeting and decision-making

Prerequisites

None.

Methods of Assessment

- Case study analysis
- ICT exercises
- Tests
- Analytical exercises
- Media analysis
- Investigation and report (written, visual, oral)
- External end-of-year examination

Applied Computing – Unit 1 and 2

Unit 1: Applied Computing

Students are introduced to the stages of the problem-solving methodology. Students focus on how data can be used within software tools such as databases and spreadsheets to create data visualisations, and the use of programming languages to develop working software solutions.

In Area of Study 1, as an introduction to data analytics, students respond to a teacher-provided analysis of requirements and designs to identify and collect data in order to present their findings as data visualisations. They present work that includes database, spreadsheet and data visualisations solutions. In Area of Study 2 students select and use a programming language to create a working software solution. Students prepare, document and monitor project plans and engage in all stages of the problem-solving methodology.

Area of Study 1: Database software, spreadsheet software and data visualisation software

Area of Study 2: An appropriate programming language

Unit 2: Applied Computing

Students focus on developing innovative solutions to needs or opportunities that they have identified and propose strategies for reducing security risks to data and information in a networked environment.

In Area of Study 1 students work collaboratively and select a topic for further study to create an innovative solution in an area of interest. The innovative solution can be presented as a proof of concept, a prototype or a product. Students engage in all areas of the problem-solving methodology. In Area of Study 2, as an introduction to cybersecurity, students investigate networks and the threats, vulnerabilities and risks to data and information. They propose strategies to protect the data accessed using a network.

Area of Study 1: Any software tools used to create an innovative solution, for example a programming language, spreadsheet software, web-authoring software, presentation software, tool for planning a project

Area of Study 2: A software tool to represent a network

Prerequisites

None.

Methods of Assessment

- Folio of exercises or software solutions and a written report
- Presentation (oral, multimedia, visual) to present findings or software solutions
- Annotated visual report
- Case study with structured questions
- Design of a wireless network or a working model of a wireless network
- End-of-semester examination

Applied Computing: Data Analytics – Unit 3 and 4

Unit 3: Data Analytics

Students apply the problem-solving methodology to identify and extract data through the use of software tools such as database, spreadsheet and data visualisation software to create data visualisations or infographics. Students develop an understanding of the analysis, design and development stages of the problem-solving methodology. In Area of Study 1 students respond to teacher-provided solution requirements and designs. Students develop data visualisations and use appropriate software tools to present findings. Appropriate software tools include database, spreadsheet and data visualisation software. In Area of Study 2 students propose a research question, prepare a project plan, collect and analyse data, and design infographics or dynamic data visualisations. Area of Study 2 forms the first part of the School-Assessed Task (SAT) that is completed in Unit 4, Area of Study 1.

Area of Study 1: Data Analytics

Area of Study 2: Data analytics: analysis and design

Unit 4: Data Analytics

Students focus on determining the findings of a research question by developing infographics or dynamic data visualisations based on large complex data sets and on the security strategies used by an organisation to protect data and information from threats. In Area of Study 1 students apply the problem-solving stages of development and evaluation to develop their preferred design prepared in Unit 3, Area of Study 2, into infographics or dynamic data visualisations, and evaluate the solutions and project plan. Area of Study 1 forms the second part of the School-Assessed Task (SAT). In Area of Study 2 students investigate security practices of an organisation. They examine the threats to data and information, evaluate security strategies and recommend improved strategies for protecting data and information.

Area of Study 1: Data Analytics: development and evaluation

Area of Study 2: Cybersecurity: data and information security

Prerequisites

None.

Accelerated students must generally demonstrate successful completion of Applied Computing Units 1 and 2.

Methods of Assessment

- Written report
- Annotated visual plan
- Case study with structured questions
- Report in multimedia format
- External end-of-year examination

Australian and Global Politics – Unit 1 and 2

Unit 1: Ideas, Actors and Power

Students are introduced to the key ideas relating to the exercise of political power. They explore how these ideas shape political systems and in particular the characteristics of liberalism. They consider the nature of power in Australian democracy and in a non-democratic political system. They also explore the nature and influence of key political actors in Australia: political parties, interest groups and the media. All these forms of participation in Australian democracy influence the political agenda.

Area of Study 1: Power and Ideas

Area of Study 2: Political actors and power

Unit 2: Global Connections

This unit introduces students to the global community and the global actors who are part of this community. In Area of Study 1 students explore the myriad ways lives have been affected by the increased interconnectedness of the world through the process of globalisation. In Area of Study 2, students consider the extent to which global actors cooperate and share visions and goals as part of the global community. They investigate the ability of the global community to manage areas of global cooperation and to respond to issues of global conflict and instability.

Area of Study 1: Global Links

Area of Study 2: Global Cooperation and conflict

Prerequisites

None.

Methods of Assessment

- Oral presentation such as podcast or video
- Wiki or blog
- Social media campaign
- PowerPoint or interactive presentation
- Research report
- Case study
- Essay
- Short answer questions
- Extended response questions
- End-of-semester examination

Global Politics – Unit 3 and 4

Unit 3: Global Actors

Students investigate the key global actors of contemporary global politics; states, intergovernmental organisations, non-state actors and one transnational corporation. They use evidence to analyse the key global actors and their aims, roles and power. They develop an understanding of the key actors through an in-depth examination of the concepts of national interests and power as they relate to the state. Students also investigate the way in which a specific Asia-Pacific state uses its power to pursue its national interests and explore the factors that have shaped that state's national interests in the last 10 years. Students study one of the following states in the Asia-Pacific; Australia, China, Indonesia, Japan, United States of America, and the way in which one Asia-Pacific state uses power to achieve its objectives. VCE Global Politics is a contemporary study and the focus is on examples and case studies from within the last 10 years. However, contemporary issues and events may also ask for contextualising which requires investigation prior to this timeframe.

Area of Study 1: Global Actors

Area of Study 2: Power in the Asia-Pacific

Unit 4: Global Challenges

Students investigate key global challenges facing the international community in the 21st century. They examine and analyse the debates surrounding two ethical issues that are underpinned by international law. They then evaluate the effectiveness of responses to these issues and use concepts of realism and cosmopolitanism as a framework for analysing these issues and debates. Students also explore the context and causes of global crises and consider the varying effectiveness of responses and challenges to resolving them. They investigate the causes of two global crises, selected from the following: climate change, armed conflict, terrorism, and economic instability. VCE Global Politics is a contemporary study and focus must be on examples and case studies from within the last 10 years. However, contemporary issues and events may need to be contextualised for students and this may require some investigation prior to this timeframe.

Area of Study 1: Ethical issues and debates

Area of Study 2: Global crises

Methods of Assessment

- Oral presentation such as podcast or video
- Wiki or blog
- Social media campaign
- PowerPoint or interactive presentation
- Research report
- Case study
- Essay
- Short answer questions
- Extended response questions
- End-of-year external examination

Biology – Unit 1 and 2

Unit 1: How do living things stay alive?

In this unit, students examine the cell as the structural and functional unit of life, from the single celled to the multicellular organism, including the requirements for sustaining cellular processes. Students focus on cell growth, replacement and death and the role of stem cells in differentiation, specialisation and renewal of cells. They explore how systems function through cell specialisation in vascular plants and animals and consider the role homeostatic mechanisms play in maintaining an animal's internal environment.

A student-adapted or student-designed scientific investigation is undertaken in Area of Study 3. The investigation involves the generation of primary data and is related to the function and/or the regulation of cells or systems.

Area of Study 1: How do cells function?

Area of Study 2: How do plant and animal systems function?

Area of Study 3: How do scientific investigations develop understanding of how organisms regulate their functions?

Unit 2: How is continuity of life maintained?

Students explore reproduction and the transmission of biological information from generation to generation and the impact this has on species diversity. They apply their understanding of chromosomes to explain the process of meiosis. Students consider how the relationship between genes, and the environment and epigenetic factors influence phenotypic expression. They explain the inheritance of characteristics, analyse patterns of inheritance, interpret pedigree charts and predict outcomes of genetic crosses.

Students analyse the advantages and disadvantages of asexual and sexual reproductive strategies, including the use of reproductive cloning technologies. They study structural, physiological and behavioural adaptations that enhance an organism's survival. Students explore interdependences between species, focusing on how keystone species and top predators' structure and maintain the distribution, density and size of a population. They also consider the contributions of indigenous Australian knowledge and perspectives in understanding the survival of organisms in Australian ecosystems.

A student-directed research investigation into a contemporary ethical issue is undertaken which relates to the application of genetic knowledge, reproductive science, inheritance or adaptations and interdependencies beneficial for survival.

Area of study 1: How is inheritance explained?

Area of study 2: How do inherited adaptations impact on diversity?

Area of study 3: How is science used to explore and communicate bioethical issues?

Prerequisites

None.

Methods of Assessment

For each outcome, at least one task selected from:

- a case study analysis
- problem-solving involving biological concepts and skills
- a bioinformatics exercise
- a data analysis
- response to an issue
- reflective annotations of a logbook of practical activities
- media analysis of two or more media sources
- laboratory or fieldwork report
- a modelling or simulation activity
- a scientific poster

Biology – Unit 3 and 4

Unit 3: How do cells maintain life?

Students investigate the workings of the cell from several perspectives. They analyse the structure and function of nucleic acids as information molecules, gene structure and expression in prokaryotic and eukaryotic cells and proteins as a diverse group of functional molecules. They examine the biological consequences of manipulating the DNA molecule and applying biotechnologies. Students explore the structure, regulation and rate of biochemical pathways, with reference to photosynthesis and cellular respiration. They explore how the application of biotechnologies to biochemical pathways could lead to improvements in agricultural practices. Students investigate a selected case study, data analysis and/or a bioethical issue with investigation topics including, but not limited to: discovery and development of the model of the structure of DNA; proteomic research applications; transgenic organism use in agriculture; use, research and regulation of gene technologies, including CRISPR-Cas9; outcomes and unexpected consequences of enzyme inhibitors; research into increasing efficiency of photosynthesis or cellular respiration or impact of poisons on the cellular respiration pathway.

Area of Study 1: What is the role of nucleic acids and proteins in maintaining life?

Area of Study 2: How are biochemical pathways regulated?

Unit 4: How does life change and respond to challenges over time?

Students consider the continual change and challenges to which life on Earth has been and continues to be subjected. They study the human immune system and interactions between its components to provide immunity. Students consider how biological knowledge can respond to bioethical issues and challenges related to disease. Students consider how evolutionary biology is based on the accumulation of evidence over time. They investigate various change events on a population's gene pool and the biological consequences of changes in allele frequencies. Students examine the evidence for species relatedness and change in life forms using evidence from palaeontology, structural morphology, molecular homology and comparative genomics. Students examine the evidence for structural trends in the human fossil record. Students apply their knowledge through investigation of a selected case study, data analysis and/or bioethical issue, including but not limited to: deviant cell behaviour and links to disease; autoimmune diseases; allergic reactions; development of immunotherapy strategies; bacteriophage therapy; prevention and eradication of disease; vaccinations; bioprospecting for new medical treatments; patterns and evidence for evolutionary relationships; population and species changes over time in non-animal communities; monitoring of gene pools for conservation planning; role of selective breeding programs in conservation of endangered species; or impact of technologies on the study of evolutionary biology.

Area of Study 1: How do organisms respond to pathogens?

Area of Study 2: How are species related over time?

Area of Study 3: How inquiry investigates cellular processes and/or biological change

Prerequisites

None.

Methods of Assessment

- Report of practical activities and student-designed or adapted investigation
- Bioinformatics exercise
- Data analysis
- Structured questions
- External end-of-year examination

Business Management – Unit 1 and 2

Unit 1: Planning a Business

Businesses of all sizes are major contributors to the economic and social wellbeing of a nation. Therefore, how businesses are formed and the fostering of conditions under which new business ideas can emerge are vital for a nation's wellbeing. Taking a business idea and planning how to make it a reality are the cornerstones of economic and social development. In this unit students explore the factors affecting business ideas and the internal and external environments within which businesses operate, and the effect of these on planning a business.

Area of study 1: The business idea
Area of study 2: External environment
Area of study 3: Internal environment

Unit 2: Establishing a Business

This unit focuses on the establishment phase of a business' life. Establishing a business involves complying with legal requirements as well as making decisions about how best to establish a system of financial record keeping, staff the business and establish a customer base. In this unit students examine the legal requirements that must be satisfied to establish a business. They investigate the essential features of effective marketing and consider the best way to meet the needs of the business in terms of staffing and financial record keeping. Students analyse various management practices in this area by applying this knowledge to contemporary business case studies from the past four years.

Area of Study 1: Legal requirements and financial considerations
Area of Study 2: Managing a business
Area of Study 3: Staffing a business

Prerequisites

None.

Methods of Assessment

- Case study analysis
- Development of a business plan
- School-based, short-term business activity
- Tests
- Analytical exercises
- Media analysis
- Investigation and report (written, visual, oral)
- End-of-semester examination

Business Management – Unit 3 and 4

Unit 3: Managing a Business

In this unit, students explore the key processes and issues concerned with managing a business efficiently and effectively to achieve the business objectives. Students examine the different types of businesses and their respective objectives. They consider corporate culture, management styles, management skills and the relationship between each of these. Students investigate strategies to manage both staff and business operations to meet objectives. Students develop an understanding of the complexity and challenge of managing businesses. Through studying contemporary case studies from the past four years, they are given the opportunity to compare theoretical perspectives with current practice.

Area of study 1: Business foundations
Area of study 2: Managing employees
Area of study 3: Operations management

Unit 4: Transforming Business

Businesses are under constant pressure to adapt and change to meet their objectives. In this unit students consider the importance of reviewing key performance indicators to determine current performance and the strategic management necessary to position a business for the future. Students study a theoretical model to undertake change and consider a variety of strategies to manage change in the most efficient and effective way to improve business performance. They investigate the importance of leadership in change management. Using a contemporary business case study from the past four years, students evaluate business practice against theory.

Area of Study 1: Reviewing performance – the need for change
Area of Study 2: Implementing change

Prerequisites

None.

Methods of Assessment

- Case study analysis
- Development of a business plan
- School-based, short-term business activity
- Tests
- Analytical exercises
- Media analysis
- Investigation and report (written, visual, oral)
- End-of-year external examination

Chemistry – Unit 1 and 2

Unit 1: How can the diversity of materials be explained?

Students investigate the chemical properties of a range of materials from metals and salts to polymers and nanomaterials. Using their knowledge of elements and atomic structure students explore and explain the relationships between properties, structure and bonding forces within and between particles that vary in size from the visible, through nanoparticles, to molecules and atoms. Students examine the modification of metals, assess the factors that affect the formation of ionic crystals and investigate a range of non-metallic substances from molecules to polymers and giant lattices and relate their structures to specific applications. Students are introduced to quantitative concepts in chemistry including the mole concept. They apply their knowledge to determine the relative masses of elements and the composition of substances. Throughout the unit students use chemistry terminology including symbols, formulas, chemical nomenclature and equations to represent and explain observations and data from experiments, and to discuss chemical phenomena.

Area of Study 1: How can knowledge of elements explain the properties of matter?

Area of Study 2: How can the versatility of non-metals be explained?

Area of Study 3: Research investigation

Unit 2: What makes water such a unique chemical?

In this unit, students explore the physical and chemical properties of water, the reactions that occur in water and various methods of water analysis. Students examine the polar nature of a water molecule and the intermolecular forces between water molecules. They explore the relationship between these bonding forces and the physical and chemical properties of water. In this context students investigate solubility, concentration, pH and reactions in water including precipitation, acid-base and redox. Students are introduced to stoichiometry and to analytical techniques and instrumental procedures and apply these to determine concentrations of different species in water samples, including chemical contaminants. Students explore the solvent properties of water in a variety of contexts and analyse selected issues associated with substances dissolved in water.

Area of Study 1: How do substances interact with water?

Area of Study 2: How are substances in water measured and analysed?

Area of Study 3: Practical investigation

Prerequisites

None.

Methods of Assessment

- Report of practical activities, student-designed or adapted investigation and independent research investigation
- Modelling activity
- Reflective learning journal
- Media response
- Data analysis
- Test
- End-of-semester examination

Chemistry – Unit 3 and 4

Unit 3: How can chemical processes be designed to optimise efficiency?

Students explore energy options and the chemical production of materials with reference to efficiencies, renewability and the minimisation of their impact on the environment. They compare and evaluate different chemical energy resources, including fossil fuels, biofuels, galvanic cells and fuel cells. They investigate the combustion of fuels, including the energy transformations involved, the use of stoichiometry to calculate the amounts of reactants and products involved in the reactions, and calculations of the amounts of energy released and their representations. Students consider the purpose, design and operating principles of galvanic cells, fuel cells and electrolytic cells. In this context they use the electrochemical series to predict and write half and overall redox equations and apply Faraday's laws to calculate quantities in electrolytic reactions. They investigate and apply the equilibrium law and Le Chatelier's principle to different reaction systems, including to predict and explain the conditions that will improve the efficiency and percentage yield of chemical processes.

Area of Study 1: What are the options for energy production?

Area of Study 2: How can the yield of a chemical product be optimised?

Unit 4: How are organic compounds categorised, analysed and used?

Students investigate the structural features, bonding, typical reactions and uses of the major families of organic compounds including those found in food. Students study the ways in which organic structures are represented and named. They process data from instrumental analyses of organic compounds to confirm or deduce organic structures and perform volumetric analyses to determine the concentrations of organic chemicals in mixtures. Students consider the nature of the reactions involved to predict the products of reaction pathways and to design pathways to produce particular compounds from given starting materials. Students investigate key food molecules through an exploration of their chemical structures, the hydrolytic reactions in which they are broken down and the condensation reactions in which they are rebuilt to form new molecules.

Area of Study 1: How can the diversity of carbon compounds be explained and categorised?

Area of Study 2: What is the chemistry of food?

Area of Study 3: Practical investigation

Prerequisites

There are no prerequisites for Year 12 students, however, the study of Chemistry Units 1 and 2 is highly recommended.

Methods of Assessment

- Report of practical activities, student-designed or adapted investigation and independent research investigation
- Modelling activity
- Structured questions
- External end-of-year examination

Dance – Unit 1 and 2

Unit 1: Dance

Students explore the potential of the body as an instrument of expression and communication in conjunction with the regular and systematic development of physical dance skills. Students discover the diversity of expressive movement and purposes for dancing in dances from different times, places, cultures, traditions and/or styles. They commence the process of developing a personal movement vocabulary and also begin the practices of documenting and analysing movement. Through this work they develop understanding of how other choreographers use these practices. Students learn about relevant physiology and approaches to health and wellbeing, and about care and maintenance of the body. They apply this knowledge through regular and systematic dance training. Students explore the choreographic process through movement studies, cohesive dance compositions and performances. They discuss influences on other choreographers and the impact of these influences on intentions and movement vocabulary in selected dance works.

Area of Study 1: Dance perspectives

Area of Study 2: Choreography and performance

Area of Study 3: Dance technique and performance

Area of Study 4: Awareness and maintenance of the dancer's body

Unit 2: Dance

Students extend their personal movement vocabulary and skill in using a choreographic process by exploring elements of movement (time, space and energy), the manipulation of movement through choreographic devices and the types of form used by choreographers. Students use the choreographic process to develop and link movement phrases to create a dance work. They apply their understanding of the processes used to realise a solo or group dance work – choreographing and/or learning, rehearsing, preparing for performance and performing. Students are introduced to a range of dance traditions, styles and works. Dance traditions, styles and works selected for study should encompass the dance output of traditional and/or contemporary Aboriginal and Torres Strait Islander Peoples and other Australian dance artists. Students may also study material such as dance from other cultures, music theatre, the work of tap/jazz or street performers, ballet choreographers, and/or modern dance. Students describe the movement vocabulary in their own and others' dances by identifying the use of movement categories and ways the elements of movement have been manipulated through choreographic devices.

Area of Study 1: Dance perspectives

Area of Study 2: Choreography, performance

Area of Study 3: Dance technique and performance

Prerequisites

The Arts expectations: students are to discuss their suitability for this subject with the current VCE Arts subject teacher. Enrolled VCE Arts students are expected to demonstrate a commitment to their chosen art form both in and out of the classroom. Participation in evening assessment performances and/or afterschool studio enrichment activities may be required.

Methods of Assessment

- Structured questions
- Performance
- End-of-semester examination



Dance – Unit 3 and 4

Unit 3: Dance

Students choreograph, rehearse and perform a solo dance work that allows them to execute a diverse range of physical skills and actions drawn from all movement categories. Students continue regular and systematic dance training and learn and perform a duo or group dance work created by another choreographer. They continue to develop their ability to safely execute movement vocabulary and perform with artistry. Students analyse the realisation of their solo and the learnt duo or group dance work, focusing on the processes of choreographing or learning, rehearsing, preparing for performance and performing. This analysis connects each student's work as a choreographer to that of professional choreographers. Students further develop understanding of the choreographic process through analysing two dance works by choreographers of the twentieth and/or twenty-first centuries. These works are selected from the VCAA Prescribed list for Unit 3, including solo or duo works, and works where the performance of a particular dancer in a group can be studied independently. Students analyse how the intentions chosen by choreographers are developed through choreographic devices and arrangement of phrases and sections.

Area of Study 1: Dance perspectives

Area of Study 2: Choreography, performance and analysis of a skills-based solo dance

Area of Study 3: Dance technique, performance and analysis of a learnt dance work

Unit 4: Dance

Students choreograph, rehearse and perform a solo dance work with a cohesive structure. When rehearsing and performing this dance work students focus on communicating the intention with accurate execution of choreographic variations of spatial organisation. They explore how they can demonstrate artistry in performance. Students document and analyse the realisation of the solo dance work across the processes of choreographing, rehearsing, preparing to perform and performing the dance work. Students continue to develop their understanding of the choreographic process through analysis of a group dance work by a twentieth or twenty-first century choreographer. This analysis focuses on ways in which the intention is expressed through the manipulation of spatial relationships. Students analyse the use of group structures (canon, contrast, unison, and asymmetrical and symmetrical groupings and relationships) and spatial organisation (direction, level, focus and dimension) and investigate the influences on choices made by choreographers in these works.

Area of Study 1: Dance perspectives

Area of Study 2: Choreography, performance and dance-making analysis

Prerequisites

The Arts expectations: students are to discuss their suitability for this subject with the current VCE Arts subject teacher. Enrolled VCE Arts students are expected to demonstrate a commitment to their chosen art form both in and out of the classroom. Participation in evening assessment performances and/or afterschool studio enrichment activities may be required.

Methods of Assessment

- Structured questions
- Performance
- External end-of-year examination



Drama – Unit 1 and 2

Unit 1: Introducing performance styles

Students study three or more performance styles from a range of social, historical and cultural contexts. They examine drama traditions of ritual and storytelling to devise performances that go beyond re-creation and/or representation of real life as it is lived. This Unit focuses on creating, presenting and analysing a devised solo and/or ensemble performance that includes real or imagined characters and is based on stimulus material that reflects personal, cultural and/or community experiences and stories. The study also involves analysis of a student's own performance work and a work by professional drama performers. Students apply play-making techniques to shape and give meaning to their performance. They manipulate expressive and performance skills in the creation and presentation of characters and develop awareness and understanding of how characters are portrayed in a range of performance styles. They document the processes they use as they explore a range of stimulus material, and experiment with production areas, dramatic elements, conventions and performance styles.

Area of Study 1: Creating a devised performance

Area of Study 2: Presenting a devised performance

Area of Study 3: Analysing a devised performance

Area of Study 4: Analysing a professional drama performance

Unit 2: Australian identity

Students study aspects of Australian identity evident in contemporary drama practice. This may also involve exploring the work of selected drama practitioners and associated performance styles. This unit focuses on the use and documentation of the processes involved in constructing a devised solo or ensemble performance. Students create, present and analyse a performance based on a person, an event, an issue, a place, an artwork, a text and/or an icon from a contemporary or historical Australian context. In doing so, students use stimulus material that allows them to explore an aspect/s of Australian identity. They examine selected performance styles and associated conventions. Students further enhance their knowledge of the conventions of time and place, transformation of character, the application of symbol, and how these may be manipulated to create meaning in performance and the use of dramatic elements and production areas. Students analyse their own performance work and analyse an Australian performance work, where possible, by professional actors. Throughout, students study performance styles from a range of historical, social and cultural contexts.

Area of Study 1: Using Australia as inspiration

Area of Study 2: Presenting a devised performance

Area of Study 3: Analysing a devised performance

Area of Study 4: Analysing an Australian drama performance

Prerequisites

The Arts Expectations

Students are to discuss their suitability for this subject with the current VCE Arts subject teacher. Enrolled VCE Arts students are expected to demonstrate a commitment to their chosen art form both in and out of the classroom. Participation in evening assessment performances and/or afterschool studio enrichment activities may be required.

Methods of Assessment

- Structured questions
- Performance
- End-of-semester examination



Drama – Unit 3 and 4

Unit 3: Devised ensemble performance

Students explore the work of drama practitioners and draw on contemporary practice as they devise ensemble performance work. Students explore performance styles and associated conventions from a diverse range of contemporary and/or traditional contexts. They work collaboratively to devise, develop and present an ensemble performance. Students create work that reflects a specific performance style or one that draws on multiple performance styles and is therefore eclectic in nature. They use play-making techniques to extract dramatic potential from stimulus material, then apply and manipulate conventions, dramatic elements, expressive skills, performance skills and production areas. Throughout development of the work, they experiment with transformation of character, time and place, and application of symbol. Students devise and shape their work to communicate meaning or to have a specific impact on their audience. In addition, students document and evaluate stages involved in the creation, development and presentation of the ensemble performance.

Area of Study 1: Devising and presenting ensemble performance

Area of Study 2: Analysing a devised ensemble performance

Area of Study 3: Analysing and evaluating a professional drama performance

Unit 4: Devised solo performance

This unit focuses on the development and the presentation of devised solo performances. Students explore contemporary practice and works that are eclectic in nature; that is, they draw on a range of performance styles and associated conventions from a diverse range of contemporary and traditional contexts. Students develop skills in extracting dramatic potential from stimulus material and use play-making techniques to develop and present a short solo performance. They experiment with application of symbol and transformation of character, time and place. They apply conventions, dramatic elements, expressive skills, performance skills and performance styles to shape and give meaning to their work. Students further develop and refine these skills as they create a performance in response to a prescribed structure. They consider the use of production areas to enhance their performance and the application of symbol and transformations. Students document and evaluate the stages involved in the creation, development and presentation of their solo performance.

Area of Study 1: Demonstrating techniques of solo performance

Area of Study 2: Devising a solo performance

Area of Study 3: Analysing and evaluating a devised solo performance

Prerequisites

The Arts Expectations

Students are to discuss their suitability for this subject with the current VCE Arts subject teacher. Enrolled VCE Arts students are expected to demonstrate a commitment to their chosen art form both in and out of the classroom. Participation in evening assessment performances and/or afterschool studio enrichment activities may be required.

Accelerated students must generally demonstrate successful completion of Units 1 and 2

Methods of Assessment

- Structured questions
- Performance
- External end-of-year examination



English – Unit 1 and 2

Unit 1: English

Students read and respond to texts analytically and creatively. They analyse arguments and the use of persuasive language in texts. They identify decisions authors have made, exploring how authors use structures, conventions and language to represent characters, settings, events, explore themes, and build the world of the text for the reader. They investigate how the meaning of a text is affected by the contexts in which it is created and read. They develop analytical responses dealing with the ways in which texts convey meaning and various points of view. In developing creative responses to texts, students explore how purpose and audience affect the choices they make as writers in developing ideas and planning work, making choices about structure, conventions, and language to develop voice and style. Students also focus on the analysis and construction of texts that attempt to influence an audience and read a range of texts that attempt to position audiences in a variety of ways. They explore the use of language for persuasive effect and the structure and presentation of argument. They analyse arguments and the use of persuasive language in texts and create their own texts intended to position audiences.

Area of Study 1: Reading and creating texts

Area of Study 2: Analysing and presenting argument

Unit 2: English

In this Unit, students compare the presentation of ideas, issues and themes in texts. They explore how comparing texts can provide a deeper understanding of ideas, issues and themes. They investigate how the reader's understanding of one text is broadened and deepened when considered in relation to another, exploring how features of texts, including structures, conventions and language convey ideas, issues and themes that reflect and explore the world and human experiences, including historical and social contexts. Students produce a written comparison of selected texts, discussing important similarities and differences, and exploring how the texts deal with similar or related ideas, issues or themes from different perspectives. Building on their Unit 1 skills in analysing argument, they study the use of persuasive language in texts and create their own texts intended to position audiences. Students practise developing and presenting reasoned points of view on issues of contemporary social relevance.

Area of Study 1: Reading and comparing texts

Area of Study 2: Analysing and presenting argument

Prerequisites

None.

Methods of Assessment

- Persuasive oral presentation with statement of intention
- Written analysis of argument
- Creative writing pieces
- Text response essays
- Comparative essays
- End-of-semester examination

English – Unit 3 and 4

Unit 3: English

Students identify, discuss and analyse how the features of selected texts create meaning and how they influence interpretation. In identifying and analysing explicit and implied ideas and values in texts, students examine the ways in which readers are invited to respond to texts. They develop and justify their own detailed interpretations of texts, preparing sustained analytical interpretations of selected texts, using textual evidence to support their responses. Students present sustained creative responses to selected texts, demonstrating their understanding of the world of the texts and how texts construct meaning. Students also analyse and compare the use of argument and language in texts that debate a topical issue. They develop their understanding of the way in which language and argument complement one another in positioning the reader. They compare different written texts presenting argument on similar ideas or issues, considering different ways authors use language to express arguments.

Area of Study 1: Reading and creating texts

Area of Study 2: Analysing and presenting argument

Unit 4: English

Students explore the meaningful connections between two texts. They analyse the interplay between character and setting, voice and structure, and how ideas, issues and themes are conveyed. Students produce a written analysis comparing selected texts, discussing important similarities and differences and exploring how the texts deal with similar or related ideas, issues or themes from different perspectives to reflect particular values. Furthermore, students build their understanding of both the analysis and construction of texts that attempt to influence audiences. They use their knowledge of argument and persuasive language as a basis for the development of their own persuasive texts in relation to a topical issue. Students use their understanding of argument and language to research, draft and deliver an oral presentation on their own point of view.

Area of Study 1: Reading and comparing texts

Area of Study 2: Presenting argument

Prerequisites

English or Literature Units 1 and 2

Methods of Assessment

- Persuasive oral with statement of intention
- Comparative analysis of argument
- Creative writing pieces
- Text response essays
- Comparative essays
- External end-of-year examination

English Language – Unit 1 and 2

Unit 1: Language and communication

Students consider the way language is organised and explore the various functions of language and the nature of language as an elaborate system of signs. The relationship between speech and writing as the dominant modes of language and the impact of situational and cultural contexts on language choices are also considered. Students investigate children's ability to acquire language, and the stages of language acquisition across a range of subsystems.

Area of Study 1: The nature and functions of language

Area of Study 2: Language acquisition

Unit 2: Language change

Students consider factors contributing to change over time in the English language and factors contributing to the spread of English. They explore texts from the past and from the present, considering how all subsystems of the language system are affected.

Students also consider how the global spread of English has led to a diversification of the language and to English now being used by more people as an additional or a foreign language than as a first language. Students consider the cultural repercussions of the spread of English and the various possibilities for the future of English.

Area of Study 1: English across time

Area of Study 2: Englishes in context

Prerequisites

None.

Methods of Assessment

Assessment may include:

- a folio of annotated texts
- an essay
- an investigative report
- an analysis of spoken and/or written text
- an analytical commentary
- a case study
- short-answer questions

Environmental Science – Unit 1 and 2

Unit 1: How are Earth's systems connected?

Students examine Earth as a set of four interacting systems: the atmosphere, biosphere, hydrosphere and lithosphere. Students apply a systems perspective when exploring the physical requirements for life in terms of inputs and outputs and consider the effects of natural and human-induced changes in ecosystems. They investigate the physical environment and its components, the function of local ecosystems and the interactions that occur in and between ecological components over different timescales. Students consider how the biotic and abiotic components of local ecosystems can be monitored and measured. A practical investigation related to ecosystem monitoring and/or change is undertaken in this unit.

Area of Study 1: How is life sustained on Earth?

Area of Study 2: How is Earth a dynamic system?

Area of Study 3: Practical investigation

Unit 2: How can pollution be managed?

Students explore the concept of pollution and associated impacts on Earth's four systems through global, national and local perspectives. They distinguish between wastes, contaminants and pollutants and examine the characteristics, measurement and management of pollution. They analyse the effects of pollutants on the health of humans and the environment over time. Students consider the rules for use, treatment and disposal of pollutants and evaluate the different perspectives of those who are affected by pollutants. They explore the significance of technology, government initiatives, communities and individuals in redressing the effects of pollutants, and consider how values, beliefs and evidence affect environmental decision making. Students examine how pollutant effects produced in one of Earth's four systems may have an impact on the other systems. They compare three pollutants of national and/or global significance with reference to their effects in the atmosphere, biosphere, hydrosphere and lithosphere, and discuss management options. Students undertake an in-depth case study of the management strategies that apply to a pollutant of local concern related to ecosystem monitoring and/or change.

Area of Study 1: When does pollution become a hazard?

Area of Study 2: What makes pollution management so complex?

Area of Study 3: Case study

Prerequisites

None.

Methods of Assessment

- Fieldwork report
- Case Study
- Report of a practical activity involving the collection of primary data
- Annotations of a practical work folio
- Research investigation involving the collection of secondary data
- Logbook of practical activities
- Analysis of data/results including generalisations/conclusions
- Problem-solving involving environmental science concepts, skills and/or issues
- Test comprising multiple choice and/or short answer and/or extended response

Environmental Science – Unit 3 and 4

Unit 3: How can biodiversity and development be sustained?

Students focus on environmental management through the examination and application of sustainability principles. They explore the value and management of the biosphere by examining the concept of biodiversity and the services provided to all living things. They analyse the processes that threaten biodiversity and apply scientific principles in evaluating biodiversity management strategies for a selected threatened endemic species. Students use a selected environmental science case study with reference to the principles of sustainability and environmental management to explore management at an Earth systems scale, including impact on the atmosphere, biosphere, hydrosphere and lithosphere.

Area of Study 1: Is maintaining biodiversity worth a sustained effort?

Area of Study 2: Is development sustainable?

Unit 4: How can the impacts of human energy use be reduced?

Students analyse the social and environmental impacts of energy production and use on society and the environment. They explore the complexities of interacting systems of water, air, land and living organisms that influence climate, focusing on both local and global scales, and consider long-term consequences of energy production and use. Students examine scientific concepts and principles associated with energy, compare efficiencies of the use of renewable and non-renewable energy resources, and consider how science can be used to reduce the impacts of energy production and use. They distinguish between natural and enhanced greenhouse effects and discuss their impacts on living things and the environment, including climate change. Measurement of environmental indicators often involves uncertainty. Students develop skills in data interpretation, extrapolation and interpolation, test predictions, and recognise the limitations of provisional and incomplete data.

Area of Study 1: What is a sustainable mix of energy sources?

Area of Study 2: Is climate predictable?

Area of Study 3: Practical investigation

Prerequisites

None.

Methods of Assessment

- Annotations of at least two practical activities from a practical logbook
- Report of a student investigation
- Model of energy concepts
- Graphic organiser
- Evaluation of research
- Media analysis/response
- Analysis of data
- External end-of-year examination

Geography – Unit 1 and 2

Unit 1: Hazards and Disasters

Students undertake an overview of hazards before investigating two contrasting types of hazards (Wildfires and Earthquakes) and the responses to them by people. Hazards represent the potential to cause harm to people and or the environment whereas disasters are judgments about the impacts of hazard events. Hazards include a wide range of situations including those within local areas, such as fast-moving traffic or the likelihood of coastal erosion, to regional and global hazards such as drought and infectious disease. Students examine the processes involved with hazards and hazard events, including their causes and impacts, human responses to hazard events and interconnections between human activities and natural phenomena. This unit investigates how people have responded to specific types of hazards, including attempts to reduce vulnerability to, and the impact of, hazard events. Students will participate in fieldwork as part of this unit.

Area of Study 1: The Characteristics of Hazards

Area of Study 2: Responses to hazards and disasters

Unit 2: Tourism

Students investigate the characteristics of tourism, with particular emphasis on where it has developed, its various forms, how it has changed and continues to change and its impacts on people, places and environments. They select contrasting examples of tourism from within Australia and elsewhere in the world to support their investigations. The study of tourism at local, regional and global scales emphasises the interconnection within and between places. For example, the interconnections of climate, landforms and culture help determine the characteristics of a place that can prove attractive to tourists. There is an interconnection between places tourists originate from and their destinations through the development of communication and transport infrastructure, employment, together with cultural preservation and acculturation. The growth of tourism at all scales requires careful management to ensure environmentally sustainable and economically viable tourism. Students will participate in fieldwork as part of this unit.

Area of study 1: Characteristics of tourism

Area of study 2: Impacts of tourism

Prerequisites

None.

Methods of Assessment

- Fieldwork report
- Structured questions
- Case study report
- Folio of exercises
- End-of-semester examination

Geography – Unit 3 and 4

Unit 3: Changing Land

Are you concerned about future climate change? Are you interested in how Melbourne is urbanising rapidly with its infrastructure is under increasing pressure? If so, Unit 3 Geography focuses on two investigations of geographical change: change to land cover and change to land use. In other words, how humans and their footprint are altering the environment, land space, and the long-term consequences of this.

Students investigate the distribution and causes of the three processes of climate change, urbanisation and infrastructure. They select one location for each of the three processes to develop a greater understanding of the changes to land cover produced over time, the impacts of these changes and responses to them on different scales. At a local scale, students investigate land use change using appropriate fieldwork techniques and secondary sources. They investigate the scale of change, the reasons why and the impact on society and the natural world.

Area of Study 1: Land use change

Area of study 2: Land cover change

Unit 4: Human Population – Trends and Issues

In this Unit, students investigate the geography of human populations. They explore the patterns of population change, movement and distribution, and how governments, organisations and individuals have responded to those changes in different parts of the world. Students will also explore population dynamics before undertaking an investigation into two significant population trends arising in different parts of the world. They examine the dynamics of populations and their economic, social, political and environmental impacts on people and places.

Area of Study 1: Population dynamics

Area of Study 2: Population issues and challenges

Prerequisites

Completed Units 1 and 2 Geography.

Methods of Assessment

- Fieldwork report
- Structured questions
- Case study report
- Folio of exercises
- End-of-Year external examinations

Health and Human Development – Unit 1 and 2

Unit 1: Understanding health and wellbeing

This unit examines health and wellbeing as a concept with varied and evolving perspectives and definitions. It takes the view that health and wellbeing are subject to a wide range of contexts and interpretations, with different meanings depending on individual perspective. As a foundation to the understanding of health, students should investigate the World Health Organisation's (WHO) definition and explore other interpretations. They learn that 'wellbeing' is a complex combination of all dimensions of health, characterised by an equilibrium in which the individual feels happy, healthy, capable and engaged.

Area of Study 1: Health perspectives and influences

Area of Study 2: Health and nutrition

Area of Study 3: Youth health and wellbeing

Unit 2: Managing health and development

This Unit investigates transitions in health and wellbeing and development from lifespan and societal perspectives. Students study changes and expectations that are part of the progression from youth to adulthood. This Unit promotes the application of health literacy skills through an examination of adulthood as a time of increasing independence and responsibility, involving the establishment of long-term relationships, possible considerations of parenthood and management of health-related milestones and changes.

Area of Study 1: Developmental transitions

Area of Study 2: Health care in Australia

Prerequisites

None.

Methods of Assessment

- Multi-media presentations
- Tests
- Data analysis tasks
- Posters
- Case study analysis
- End-of-semester examination

Health and Human Development – Unit 3 and 4

Unit 3: Australia's health in a globalised world

This unit examines health, wellbeing and illness as multidimensional, dynamic and subject to different interpretations and contexts. Students begin to explore health and wellbeing as a global concept and to take a broader approach to inquiry. As they consider the benefits of optimal health and wellbeing and its importance as an individual and a collective resource, their thinking extends to health as a universal right. Students look at the fundamental conditions required for health improvement, as stated by the World Health Organization (WHO). They use this knowledge as background to their analysis and evaluation of variations in the health status of Australians. Area of Study 2 focuses on health promotion and improvements in population health over time. Students look at various public health approaches and the interdependence of different models as they research health improvements and evaluate successful programs. While the emphasis is on the Australian health system, the progression of change in public health approaches should be seen within a global context.

Area of study 1: Understanding health and wellbeing

Area of study 2: Promoting health and wellbeing

Unit 4: Health and human development in a global context

This unit examines health and wellbeing, and human development in a global context. Students use data to investigate health status and burden of disease in different countries, exploring factors that contribute to health inequalities between and within countries, including the physical, social and economic conditions in which people live. Students build their understanding of health in a global context through examining changes in burden of disease over time and studying the key concepts of sustainability and human development. They consider the health implications of increased globalisation and worldwide trends relating to climate change, digital technologies, world trade and the mass movement of people. Area of Study 2 looks at global action to improve health and wellbeing and human development, focusing on the United Nations' (UN's) Sustainable Development Goals (SDGs) and the work of the World Health Organization (WHO). Students also investigate the role of non-government organisations and Australia's overseas aid program. Students evaluate the effectiveness of health initiatives and programs in a global context and reflect on their capacity to take action.

Area of Study 1: Health and wellbeing in a global context

Area of Study 2: Health and sustainable development goals

Prerequisites

None.

Accelerated students must generally demonstrate successful completion of Units 1 and 2.

Methods of Assessment

- Tests
- Oral presentations
- Data analysis and case study analysis
- External end-of-year examination

History – Unit 1 and 2

Unit 1: Modern History – Change and Conflict

Students investigate the nature of social, political, economic and cultural change in the later part of the 19th century and the first half of the 20th century. Modern History provides students with an opportunity to explore the significant events, ideas, individuals and movements that shaped the social, political, economic and technological conditions and developments that have defined the modern world.

Students will focus on the events, ideologies, individuals and movements of the period that led to the end of empires and the emergence of new nation states before and after World War One; the consequences of World War One; the emergence of conflict; and the causes of World War Two. They investigate the impact of the treaties which ended the Great War which redrew the maps of Europe and its colonies, breaking up the former empires of the defeated nations, such as the partitioning of the German, Austro-Hungarian and Ottoman Empires. They consider the aims, achievements and limitations of the League of Nations. Students focus on the social life and cultural expression in the late nineteenth century and the first half of the twentieth century, and their relation to the technological, political and economic changes

Area of Study 1: Ideology and conflict

Area of Study 2: Social and cultural change

Unit 2: Modern History – the changing world order

Students investigate the nature and impact of the Cold War and challenges and changes to social, political and economic structures and systems of power in the second half of the twentieth century and the first decade of the twenty-first century.

Students investigate the causes of the Cold War in the decades that followed World War Two. They analyse the significant contribution of events, ideologies and individuals, and the consequences for nations and people in the period 1945 – 1991. While the USA and the USSR never engaged in direct armed conflict, they opposed each other in a range of international conflicts and proxy wars such as those in Berlin, Korea, Angola, Cuba and Vietnam. The reasons for the end of this long-running period of ideological conflict and the collapse of the USSR in 1991, as well as exploring the legacy of communism and/or socialism in the post-Soviet era and the emergence of democracy in new nations are also studied. There is also a focus how traditional ideas, values and political systems were challenged and changed by individuals and groups in a range of contexts during the second half of the twentieth century and first decade of the twenty-first century. Students also consider the extent to which ideas, values and political systems remained the same and/or change was resisted. Students explore the causes of significant political and social events and movements, and their consequences for nations and people.

Area of Study 1: Causes course and consequences of the Cold War

Area of Study 2: Challenge and change

Prerequisites

None.

Methods of Assessment

- Historical inquiry
- Analysis of primary sources
- Analysis of historical interpretations
- Essay
- End-of-semester examination

History – Revolutions – Unit 3 and 4

Unit 3 and 4: History – Revolutions (Two choices from American, Chinese, French and Russian)

In Units 3 and 4, Revolutions students investigate the significant historical causes and consequences of political revolution. They learn that revolutions represent great ruptures in time and are a major turning point which brings about the collapse and destruction of an existing political order resulting in a pervasive change to society. Students examine how causes of social upheaval are due to the interplay of ideas, events, individuals and popular movements. They consider how the consequences of immense political change have a profound effect on the political and social structures of the post-revolutionary society. Students study the dramatically accelerated processes of national upheaval whereby the new order attempts to create political and social change and transformation based on a new ideology.

They appreciate that progress in a post-revolutionary society is not guaranteed or inevitable and that post-revolutionary regimes are often threatened internally by civil war and externally by foreign threats. In a particular historical time and location, students examine how the challenges faced by changed societies can result in a compromise of revolutionary ideals and extreme measures of violence, oppression and terror.

Area of Study 1: Unit 3 and Unit 4 Causes of revolution

Area of Study 2: Unit 3 and Unit 4 Consequences of revolution

Prerequisites

None.

Methods of Assessment

- Historical inquiry
- Analysis of primary sources
- Analysis of historical interpretations
- Essay
- External end-of-year examination

Italian – Unit 1 and 2

Unit 1: Italian

Students develop an understanding of the language and culture/s of Italian-speaking communities through the study of three or more topics from prescribed themes (VCAA). Each area of study in the unit must focus on a different subtopic. Students access and share useful information on the topics and subtopics through Italian and consolidate and extend vocabulary and grammar knowledge and language skills. They focus on analysing cultural products or practices including visual, spoken or written texts. Cultural products or practices can be drawn from a diverse range of texts, activities and creations. These may include: stories, poems, plays, novels, songs, films, photographs, artworks, architecture, technology, food, clothing, sports and festivals. Students apply acquired knowledge of Italian culture and language to new contexts. Students reflect on the interplay between language and culture, and its impact on the individual's language use in specific contexts and for specific audiences.

Area of Study 1: Interpersonal communication

Area of Study 2: Interpretive communication

Area of Study 3: Presentational communication

Unit 2: Italian

Students develop an understanding of aspects of language and culture through the study of three or more topics from prescribed themes. Each area of study must focus on a different subtopic. Students analyse visual, spoken and written texts. They access and share useful information on the topics and subtopics through Italian and consolidate and extend vocabulary, grammar knowledge and language skills. Cultural products or practices can be used to demonstrate how culture and perspectives may vary between communities. Students reflect on the interplay between language and culture, and its impact on meaning, understanding and the individual's language use in specific contexts and for specific audiences.

Area of Study 1: Interpersonal communication

Area of Study 2: Interpretive communication

Area of Study 3: Presentational communication

Prerequisites

Students need to have studied Year 10 Italian or equivalent.

Methods of Assessment

- Personal, imaginative, persuasive, informative and evaluative written responses
- Class and interview-style oral presentations
- Evaluation of opposing arguments as well as interpreting written and visual texts
- Interpretation of authentic aural samples
- End-of-semester examination

Italian – Unit 3 and 4

Unit 3: Italian

Students develop an understanding of the language and culture/s of Italian-speaking communities through the study of multiple themes and topics. Students access and share useful information on the topics and subtopics through Italian and consolidate and extend vocabulary and grammar knowledge and language skills. They focus on analysing cultural products or practices including visual, spoken or written texts. Cultural products or practices are drawn from a diverse range of texts, activities and creations. These may include: stories, poems, plays, novels, songs, films, photographs, artworks, architecture, technology, food, clothing, sports and festivals. Students apply their acquired knowledge of Italian culture and language to new contexts. They will reflect on the interplay between language and culture, and its impact on the individual's language use in specific contexts and for specific audiences.

Area of Study 1: Interpersonal communication

Area of Study 2: Interpretive communication

Area of Study 3: Presentational communication

Unit 4: Italian

Students develop an understanding of aspects of language and culture through the study of multiple themes and topics. Students analyse visual, spoken and written texts. They access and share useful information on the topics and subtopics through Italian and consolidate and extend vocabulary, grammar knowledge and language skills. They appreciate that cultural products or practices can be used to demonstrate how culture and perspectives may vary between communities. Students reflect on the interplay between language and culture, and its impact on meaning, understanding and the individual's language use in specific contexts and for specific audiences.

Area of Study 1: Interpersonal communication

Area of Study 2: Interpretive communication

Area of Study 3: Presentational communication

Prerequisites

Students need to have studied Units 1 and 2 Italian.

Methods of Assessment

- Personal, imaginative, persuasive, informative and evaluative written responses
- Class and interview style oral presentations
- Evaluate opposing arguments as well as interpreting written and visual texts
- Interpreting authentic aural samples
- End-of-semester examination

Legal Studies – Unit 1 and 2

Unit 1: Guilt and Liability

Criminal law and civil law aim to achieve social cohesion and protect the rights of individuals. Criminal law is aimed at maintaining social order and infringing criminal law can result in charges. Civil law deals with the infringement of a person's or group's rights and breaching civil law can result in litigation. Students develop an understanding of legal foundations, such as the different types and sources of law and the existence of a court hierarchy in Victoria. Students investigate key concepts of criminal law and civil law and apply these to actual and/or hypothetical scenarios to determine whether an accused may be found guilty of a crime, or liable in a civil dispute. In doing so, students develop an appreciation of the way in which legal principles and information are used in making reasoned judgments and conclusions about the culpability of an accused, and the liability of a party in a civil dispute.

Area of Study 1: Legal foundations

Area of Study 2: The presumption of innocence

Area of Study 3: Civil liability

Unit 2: Sanctions, Remedies and Rights

Criminal law and civil law aim to protect the rights of individuals. When rights are infringed, a case or dispute may arise which needs to be determined or resolved, and sanctions or remedies may be imposed. This unit focuses on the enforcement of criminal law and civil law, the methods and institutions that may be used to determine a criminal case or resolve a civil dispute, and the purposes and types of sanctions and remedies and their effectiveness. Students undertake a detailed investigation of two criminal cases and two civil cases from the past four years to form a judgment about the ability of sanctions and remedies to achieve the principles of justice. Students develop their understanding of the way rights are protected in Australia and in another country, and possible reforms to the protection of rights. They examine a significant case in relation to the protection of rights in Australia.

Area of Study 1: Sanctions

Area of Study 2: Remedies

Area of Study 3: Rights

Prerequisites

None.

Methods of Assessment

- Folios
- Structured questions
- Essays / Reports (written and multimedia)
- Case studies
- Class presentations
- End-of-semester examination

Legal Studies – Unit 3 and 4

Unit 3: Rights and Justice

The Victorian justice system, which includes the criminal and civil justice systems, aims to protect the rights of individuals and uphold the principles of justice: fairness, equality and access. In this unit students examine the methods and institutions in the justice system and consider their appropriateness in determining criminal cases and resolving civil disputes. Students consider the Magistrates' Court, County Court and Supreme Court within the Victorian court hierarchy, as well as other Victorian legal institutions and bodies available to assist with cases. Students explore matters such as the rights available to an accused and to victims in the criminal justice system, the roles of the judge, jury, legal practitioners and the parties, and the ability of sanctions and remedies to achieve their purposes. Students investigate the extent to which the principles of justice are upheld in the justice system. They discuss recent reforms from the past four years and recommended reforms to enhance the ability of the justice system to achieve the principles of justice. Throughout this unit, students apply legal reasoning and information to actual and/or hypothetical scenarios.

Area of Study 1: The Victorian criminal justice system

Area of Study 2: The Victorian civil justice system

Unit 4: The People and the Law

The study of Australia's laws and legal system involves an understanding of institutions that make and reform our laws, and the relationship between the Australian people, the Australian Constitution and law-making bodies. In this unit, students explore how the Australian Constitution establishes the law-making powers of the Commonwealth and State parliaments and protects the Australian people through structures that act as a check on parliament in law-making. Students develop an understanding of the significance of the High Court in protecting and interpreting the Australian Constitution. They investigate parliament and the courts, and the relationship between the two in law-making, and consider the roles of the individual, the media and law reform bodies in influencing law reform. Throughout this unit, students apply legal reasoning and information to actual scenarios.

Area of Study 1: The people and the Australian constitution

Area of Study 2: The people, the parliament and the courts

Prerequisites

None.

Methods of Assessment

- Folios
- Structured questions
- Essays/reports (written and multimedia)
- Case studies
- Class presentations
- External end-of-year examination

Literature – Unit 1 and 2

Unit 1: Approaches to Literature

Students focus on the ways in which the interaction between text and reader creates meaning. Students' analyses of the features and conventions of texts help them develop increasingly discriminating responses to a range of literary forms and styles. Students respond critically, creatively and reflectively to the ideas and concerns of texts and gain insights into how texts function as representations of human experience. They develop familiarity with key terms, concepts and practices that equip them for further studies in literature. They develop an awareness of how the views and values that readers hold may influence the reading of a text.

Area of Study 1: Reading practices

Area of Study 2: Ideas and concerns in texts

Unit 2: Context and connections

Students explore the ways literary texts connect with each other and with the world. They deepen their examination of the ways their own culture and the cultures represented in texts can influence their interpretations and shape different meanings. Drawing on a range of literary texts, students consider the relationships between authors, audiences and contexts. They compare and contrast ideas, language and structures of different texts from past and present eras and/or cultures. Students analyse the similarities and differences across texts and establish connections between them. They engage in close reading of texts and create analytical responses that are evidence-based. By experimenting with textual structures and language features, students understand how imaginative texts are informed by close analysis.

Area of Study 1: The text, the reader and their contexts

Area of Study 2: Exploring connections between texts

Prerequisites

None.

Methods of Assessment

- Oral analysis and report
- Creative writing pieces
- Essays
- End-of-semester examination

Literature – Unit 3 and 4

Unit 3: Form and transformation

Students consider how the form of a text affects meaning, and how writers construct their texts. They investigate ways writers adapt and transform texts and how meaning is affected as texts are adapted and transformed. They consider how the perspectives of those adapting texts may inform or influence the adaptations. Students draw on their study of adaptations and transformations to develop creative responses to texts. Students develop their skills in communicating ideas in both written and oral forms.

Area of Study 1: Adaptations and transformations

Area of Study 2: Creative responses to texts

Unit 4: Interpreting texts

Students develop critical and analytic responses to texts. They consider the context of their responses to texts as well as the ideas explored in the texts, the style of the language and points of view. They investigate literary criticism informing both the reading and writing of texts. Students develop an informed and sustained interpretation supported by close textual analysis. For the purposes of this unit, literary criticism is characterised by extended, informed and substantiated views on texts and may include reviews, peer-reviewed articles and transcripts of speeches. Specifically, for Unit 4 Outcome 1, the literary criticism selected must reflect different perspectives, assumptions and ideas about the views and values of the text/s studied.

Area of Study 1: Literary perspectives

Area of Study 2: Close analysis

Prerequisites

Literature or English Units 1 and 2.

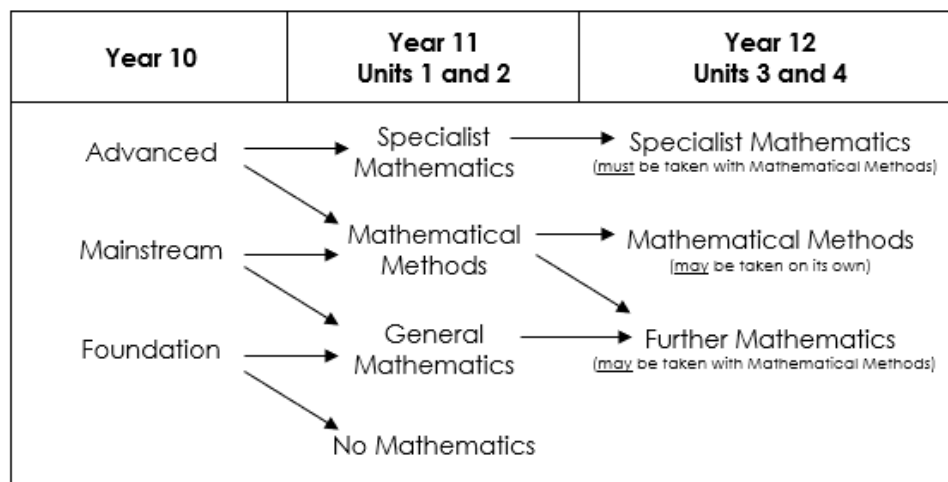
Methods of Assessment

- Oral analysis and report
- Creative writing pieces
- Essays
- External end-of-year examination

Mathematics

Choosing an appropriate Mathematics course at the end of Year 10

The following Table illustrates the complexity of the available Mathematics pathways through the VCE.



For entry into Mathematical Methods Unit 1 and 2 and Specialist Mathematics Unit 1 and 2, please refer to the recommended entry scores below. Each student in Year 10 will be given a recommendation regarding the most suitable Mathematics pathway before the subject selection process into Year 11.

Recommendation for Year 11	Criteria
No Mathematics at VCE	Test Average and Examination below 25%
General Mathematics Unit 1 and 2	Test Average and Examination above 25%
Mathematical Methods Unit 1 and 2	Test Average and Examination above 70%
Specialist Mathematics Unit 1 and 2	Test Average and Examination above 85%
Acceleration Further Mathematics Unit 3 and 4 in Year 11	Test Average and Examination above 80% Students need to demonstrate a strong commitment to their studies. Applications will be considered individually.

Please note that each student is considered individually and recommendations are made at the teacher's discretion.

General Mathematics – Unit 1 and 2

A readily accessible course, General Mathematics is designed to provide for different combinations of student interests and preparation for study of VCE Mathematics at the Unit 3 and 4 level. The focus of this course is on more immediately applicable concepts and processes and provides a background for many employment-related mathematical skills. Students who perform well in this course may proceed into Further Mathematics Units 3 and 4 in Year 12.

In undertaking these Units, students are expected to be able to apply techniques, routines and processes involving rational and real arithmetic, sets, lists and tables, diagrams and geometric constructions, algebraic manipulation, equations and graphs with and without the use of technology. The use of numerical, graphical, geometric, symbolic, financial and statistical functionality of technology for teaching and learning mathematics, for working mathematically, and in related assessment, will be incorporated throughout each Unit as applicable.

Unit 1: General Mathematics

Area of Study 1: Algebra and structure (linear relations and equations)

Area of Study 2: Arithmetic and number (computation and practical arithmetic)

Area of Study 3: Discrete mathematics (matrices)

Area of Study 5: Graphs of linear and non-linear relations (linear graphs and models; inequalities and linear programming)

Unit 2: General Mathematics

Area of Study 2: Arithmetic and number (financial arithmetic)

Area of Study 3: Discrete mathematics (number patterns and recursion)

Area of Study 6: Statistics (investigating and comparing data distributions, investigating relationships between two numerical variables)

Entry

None.

Methods of Assessments

- Topic tests
- Modelling and problem-solving tasks
- End-of-semester examination

Further Mathematics – Unit 3 and 4

Further Mathematics consists of two Areas of Study: a compulsory Core area of study to be completed in Unit 3 and an Applications area of study to be completed in Unit 4. In undertaking these units, students are expected to be able to apply techniques, routines and processes involving rational and real arithmetic, sets, lists and tables, diagrams and geometric constructions, algebraic manipulation, equations, and graphs. They should have a facility with relevant mental and by-hand approaches to estimation and computation. The use of numerical, graphical, geometric, symbolic, financial and statistical functionality of technology for teaching and learning mathematics, for working mathematically, and in related assessment, is to be incorporated throughout each unit as applicable.

Unit 3: Core Modules

Area of Study 1: Core (data analysis, recursion and financial modelling)

Unit 4: Applications Modules

Area of Study 2: Applications (matrices, graphs and relations)

Prerequisites

None.

Methods of Assessments

- Data analysis application task
- Recursion and financial modelling problem-solving task
- Matrices problem-solving task
- Graphs and relations problem-solving task
- External end-of-year examination

Mathematical Methods – Unit 1 and 2

Unit 1: Mathematical Methods

Unit 1 and 2 provide an introductory study of simple elementary functions of a single real variable, algebra, calculus, probability and statistics and their applications in a variety of practical and theoretical contexts. They are designed as preparation for Mathematical Methods Units 3 and 4 and contain assumed knowledge and skills for these units.

At the end of Unit 1, students are expected to have covered the content outlined in each Area of Study, with the exception of Algebra which extends across Unit 1 and 2. In undertaking this Unit, students are expected to be able to apply techniques, routines and processes involving rational and real arithmetic, sets, lists and tables, diagrams and geometric constructions, algebraic manipulation, equations, graphs and differentiation with and without the use of technology. The use of numerical, graphical, geometric, symbolic and statistical functionality of technology for teaching and learning mathematics, for working mathematically, and in related assessment, will be incorporated throughout the Unit as applicable.

Area of Study 1: Functions and graphs

Area of Study 2: Algebra

Area of Study 3: Calculus

Area of Study 4: Probability and statistics

Unit 2: Mathematical Methods

In Unit 2 students focus on the study of simple transcendental functions and the calculus of simple algebraic functions. In undertaking this unit, students are expected to be able to apply techniques, routines and processes involving rational and real arithmetic, sets, lists and tables, diagrams and geometric constructions, algebraic manipulation, equations, graphs, differentiation and anti-differentiation with and without the use of technology. The use of numerical, graphical, geometric, symbolic and statistical functionality of technology for teaching and learning mathematics, for working mathematically, and in related assessment, will be incorporated throughout the unit as applicable.

Area of Study 1: Functions and graphs

Area of Study 2: Algebra

Area of Study 3: Calculus

Area of Study 4: Probability and statistics

Prerequisites

Students need to have studied Year 10 Mainstream or Advanced Mathematics.

Methods of Assessment

- Topic tests
- Modelling and problem-solving tasks
- End-of-semester examination

Mathematical Methods – Unit 3 and 4

Unit 3 and 4:

Mathematical Methods Unit 3 and 4 are completely prescribed and extend the introductory study of simple elementary functions of a single real variable, to include combinations of these functions, algebra, calculus, probability and statistics, and their applications in a variety of practical and theoretical contexts. The four Areas of Study are covered in progression from Unit 3 to Unit 4, with an appropriate selection of content for each of the Units. Assumed knowledge and skills for Mathematical Methods Unit 3 and 4 are contained in Mathematical Methods Unit 1 and 2, and will be drawn on, as applicable, in the development of related content from the Areas of Study, and key knowledge and skills for the outcomes of Mathematical Methods Unit 3 and 4. In undertaking these units, students are expected to be able to apply techniques, routines and processes involving rational and real arithmetic, sets, lists and tables, diagrams and geometric constructions, algebraic manipulation, equations, graphs, differentiation, anti-differentiation, integration and inference with and without the use of technology.

They should have facility with relevant mental and by-hand approaches to estimation and computation. The use of numerical, graphical, geometric, symbolic and statistical functionality of technology for teaching and learning mathematics, for working mathematically, and in related assessment, is incorporated throughout each Unit as applicable.

For Unit 3 a selection of content includes the Areas of Study 'Functions and graphs and 'Algebra', and applications of derivatives and differentiation, and identifying and analysing key features of the functions and their graphs from the 'Calculus' area of study.

For Unit 4, this selection consists of remaining content from the Areas of Study: 'Functions and graphs', 'Calculus' and 'Algebra', and the study of random variables and discrete and continuous probability distributions and the distribution of sample proportions. For Unit 4, the content from the 'Calculus' Area of Study includes the treatment of anti-differentiation, integration, the relation between integration and the area of regions specified by lines or curves described by the rules of functions, and simple applications of this content.

Area of Study 1: Functions and graphs

Area of Study 2: Algebra

Area of Study 3: Calculus

Area of Study 4: Probability and statistics

Prerequisites

Mathematical Methods Units 1 and 2.

Methods of Assessments

- Functions and calculus application task
- Functions and calculus problem-solving task
- Probability and statistics problem-solving task
- External end-of-year examination

Specialist Mathematics – Unit 1 and 2

Specialist Mathematics Units 1 and 2 provides a course of study for students who wish to undertake an in-depth study of mathematics, with an emphasis on concepts, skills and processes related to mathematical structure, modelling, problem solving and reasoning. This study has a focus on interest in the discipline of mathematics in its own right and investigation of a broad range of applications, as well as development of a sound background for further studies in mathematics and mathematics-related fields. Mathematical Methods Unit 1 and 2 and Specialist Mathematics Unit 1 and 2, taken in conjunction, provide a comprehensive preparation for Specialist Mathematics Units 3 and 4. In undertaking these units, students are expected to be able to apply techniques, routines and processes involving rational, real and complex arithmetic, sets, lists and tables, diagrams and geometric constructions, algebraic manipulation, equations and graphs with and without the use of technology. They should have facility with relevant mental and by-hand approaches to estimation and computation. The use of numerical, graphical, geometric, symbolic and statistical functionality of technology for teaching and learning mathematics, for working mathematically, and in related assessment, will be incorporated throughout each unit as applicable.

Unit 1: Specialist Mathematics

Area of Study 1: Algebra and Structure – linear relations and equations (Part 1)

Area of Study 2: Arithmetic and number – number systems and recursion

Area of Study 3: Discrete Mathematics – number patterns and recursion

Area of Study 4: Geometry, measurement and trigonometry – geometry in the plane and proof

Unit 2: Specialist Mathematics

Area of Study 1: Algebra and structure – transformations, trigonometry and matrices (Part 2)

Area of Study 4: Geometry, measurement and trigonometry – vectors in the plane

Area of Study 5: Graphs of linear and non-linear relations – graphs of non-linear relations, kinematics

Area of Study 6: Statistics – simulation, sampling and sampling distributions

Prerequisites

These Units need to be studied in conjunction with Mathematical Methods Units 1 and 2. Students need to have studied Year 10 Mainstream or Advanced Mathematics.

Methods of Assessments

- Topic tests
- Modelling and problem-solving tasks
- End-of-semester examination

Specialist Mathematics – Unit 3 and 4

Unit 3 and 4:

Specialist Mathematics Units 3 and 4 assumes familiarity with the key knowledge and skills from Mathematical Methods Unit 1 and 2, the key knowledge and skills from Specialist Mathematics Unit 1 and 2 topics 'Number systems and recursion' and 'Geometry in the plane and proof', and concurrent or previous study of Mathematical Methods Units 3 and 4. Together, these cover the assumed knowledge and skills for Specialist Mathematics, which are drawn on as applicable in the development of content from the Areas of Study and key knowledge and skills for the outcomes.

In Unit 3 a study of Specialist Mathematics includes content from 'Functions and graphs' and a selection of material from the 'Algebra', 'Calculus' and 'Vectors' Areas of Study. In Unit 4 this selection consists of the remaining content from the 'Algebra', 'Calculus', and 'Vectors' Areas of Study and the content from the 'Mechanics' and 'Probability and statistics' Areas of Study.

In undertaking these units, students are expected to be able to apply techniques, routines and processes involving rational, real and complex arithmetic, sets, lists and tables, diagrams and geometric constructions, algebraic manipulation, equations, graphs, differentiation, anti-differentiation and integration and inference with and without the use of technology. They should have facility with relevant mental and by-hand approaches to estimation and computation. The use of numerical, graphical, geometric, symbolic and statistical functionality of technology for teaching and learning mathematics, for working mathematically, and in related assessment, is incorporated throughout each Unit as applicable.

Area of Study 1: Functions and graphs

Area of Study 2: Algebra

Area of Study 3: Calculus

Area of Study 4: Vectors

Area of Study 5: Mechanics

Area of Study 6: Probability and statistics

Prerequisites

Mathematical Methods Unit 1 and 2 and Specialist Mathematics Units 1 and 2.

These Units need to be taken in conjunction with Mathematical Methods Units 3 and 4.

Methods of Assessment

- Vectors and complex numbers application task
- Mechanics problem-solving task
- Calculus problem-solving task
- External end-of-year examination

Media – Unit 1 and 2

Unit 1: Media forms, representations and Australian stories

Students develop an understanding of audiences and the core concepts underpinning the construction of representations and meaning in different media forms. They explore codes and conventions and the construction of meaning in media products. Students analyse how representations, narrative and media codes and conventions contribute to the construction of the media realities audiences engage with and read. Students gain an understanding of audiences as producers and consumers of media products. They develop research skills to investigate and analyse selected narratives focusing on the influence of media professionals on production genre and style. Students develop an understanding of the features of Australian and non-fictional narratives in different media forms. Students also work in a range of media forms to develop and produce representations.

Area of Study 1: Media representations

Area of Study 2: Media forms in production

Area of Study 3: Australian stories

Unit 2: Narrative across media forms

Students further develop an understanding of the concept of narrative in media products and forms in different context. Narratives in both traditional and newer forms include film, television, sound, photography, and interactive digital forms. Students analyse the influence of developments in media technologies on individuals and society, examining in a range of media forms the effects of media convergence. Students undertake production activities to design and create narratives that demonstrate an awareness of the structures and media codes and conventions appropriate to corresponding media forms.

Area of Study 1: Narrative, style and genre

Area of Study 2: Narratives in production

Area of Study 3: Media and change

Prerequisites

The Arts expectations: students are to discuss their suitability for this subject with the current VCE Arts subject teacher. Enrolled VCE Arts students are expected to demonstrate a commitment to their chosen art form both in and out of the classroom. Participation in evening assessment performances and/or afterschool studio enrichment activities may be required.

Methods of Assessment

- Structured questions for research and evaluation
- Extended responses
- Practical submissions
- End-of-semester examination



Media – Unit 3 and 4

Unit 3: Media narratives and pre-production

Students explore stories that circulate in society through media narratives. They consider the use of media codes and conventions to structure meaning, and how this construction is influenced by the social, cultural, ideological and institutional contexts of production, distribution, consumption and reception. Students use the pre-production stage of the media production process to design a production for a specified audience. They explore and experiment with media technologies to develop skills in their selected media form. Students undertake pre-production processes appropriate to their selected media form and develop written and visual documentation to support the production and post-production of a media product in Unit 4.

Area of study 1: Narrative and ideology

Area of study 2: Media production development

Area of study 3: Media production design

Unit 4: Media production and issues in the media

Students focus on the production and post-production stages of the media production process, bringing the media production design created in Unit 3 to its realisation. They refine their media production in response to feedback and through personal reflection, documenting iterations of their production as they work towards completion. Students explore the relationship between the media and audiences, focusing on the opportunities and challenges afforded by current developments in the media industry. They consider the nature of communication between the media and audiences, explore the capacity of the media to be used by governments, institutions and audiences, and analyse the role of the Australian government in regulating the media.

Area of Study 1: Media production

Area of Study 2: Agency and control in and of the media

Prerequisites

The Arts expectations: students are to discuss their suitability for this subject with the current VCE Arts subject teacher. Enrolled VCE Arts students are expected to demonstrate a commitment to their chosen art form both in and out of the classroom. Participation in evening assessment performances and/or afterschool studio enrichment activities may be required.

Accelerated students must generally demonstrate successful completion of Units 1 and 2.

Methods of Assessment

- Structured questions
- Essays
- Research portfolio
- Production exercises
- Media production
- Essays
- External end-of-year examination.



Music Performance – Unit 1 and 2

Unit 1: Music Performance

This unit focuses on building performance and musicianship skills. Students present performances of selected group and solo music works using one or more instruments. They study the work of other performers and explore strategies to optimise their own approach to performance. They identify technical, expressive and stylistic challenges relevant to works they are preparing for performance and practise technical work to address these challenges. They also develop skills in performing previously unseen music. Students study aural, theory and analysis concepts to develop their musicianship skills and apply this knowledge when preparing and presenting performances.

Area of Study 1: Performance

Area of Study 2: Preparing for performance

Area of Study 3: Music language

Unit 2: Music Performance

In this Unit students build their performance and musicianship skills. They present performances of selected group and solo music works using one or more instruments. Students study the work of other performers through listening and analysis and use specific strategies to optimise their own approach to performance. They also study strategies for developing technical and expressive performance skills. They identify technical, expressive and stylistic challenges relevant to works they are preparing for performance and practise related technical work. They develop skills in performing previously unseen music and study specific concepts to build their musicianship knowledge and skills. Students also devise an original composition or improvisation.

Area of Study 1: Performance

Area of Study 2: Preparing for performance

Area of Study 3: Music language

Area of Study 4: Organisation of sound

Prerequisites

The Arts expectations: students are to discuss their suitability for this subject with the current VCE Arts subject teacher. Enrolled VCE Arts students are expected to demonstrate a commitment to their chosen art form both in and out of the classroom. Participation in evening assessment performances and/or afterschool studio enrichment activities may be required.

Methods of Assessment

- Structured questions
- Performance
- End-of-semester examination



Music Performance – Unit 3 and 4

Unit 3: Music Performance

This unit prepares students to present convincing performances of group and solo works. Students select a program of group and solo works representing a range of styles and diversity of character for performance. They develop instrumental techniques that enable them to interpret the works and expressively shape their performances. They also develop an understanding of performance conventions they can use to enhance their performances. Students develop skills in unprepared performance, aural perception and comprehension, transcription, music theory and analysis. The focus for analysis in Area of Study 3 is works and performances by Australian musicians.

Area of Study 1: Performance

Area of Study 2: Preparing for performance

Area of Study 3: Music language

Unit 4: Music Performance

Students refine their ability to present convincing performances of group and solo works. Students select group and solo works that complement works selected in Unit 3. They further develop and refine instrumental and performance techniques that enable them to expressively shape their performance and communicate their understanding of the music style of each work. Students continue to develop skills in aural perception and comprehension, transcription, theory, analysis and unprepared performance. Students continue to study ways in which Australian performers interpret works that have been created since 1910 by Australian composers/songwriters.

Area of Study 1: Performance

Area of Study 2: Preparing for performance

Area of Study 3: Music language

Prerequisites

The Arts expectations: students are to discuss their suitability for this subject with the current VCE Arts subject teacher. Enrolled VCE Arts students are expected to demonstrate a commitment to their chosen art form both in and out of the classroom. Participation in evening assessment performances and/or afterschool studio enrichment activities may be required.

Accelerated students must generally demonstrate successful completion of Units 1 and 2.

Methods of Assessment

- Structured questions
- Performance
- External end-of-year examination



Physical Education – Unit 1 and 2

Unit 1: Bodies in motion

Students explore how the musculoskeletal and cardiorespiratory systems work together to produce movement. Through practical activities students explore the relationships between the body systems and physical activity, sport and exercise, and how the systems adapt and adjust to the demands of the activity. They explore how the capacity and functioning of each system acts as an enabler or barrier to movement and participation in physical activity. Using a contemporary approach, students evaluate the social, cultural and environmental influences on movement. They consider the implications of the use of legal and illegal practices to improve the performance of the musculoskeletal and cardiorespiratory systems, evaluating perceived benefits and describing potential harms. They also recommend and implement strategies to minimise the risk of illness or injury to each system.

Area of Study 1: How does the musculoskeletal system work to produce movement?

Area of Study 2: How does the cardiorespiratory system function at rest and during physical activity?

Unit 2: Physical activity, sport and society

Students are introduced to types of physical activity and the role participation in physical activity and sedentary behaviour plays in their own health and wellbeing as well as in other people's lives in different population groups. Through a series of practical activities, students experience and explore different types of physical activity promoted in their own and different population groups. They explore a range of factors that influence and facilitate participation in regular physical activity. They collect data to determine perceived enablers of and barriers to physical activity and the ways in which opportunities for participation in physical activity can be extended in various communities, social, cultural and environmental contexts. Students investigate individual and population-based consequences of physical inactivity and sedentary behaviour. They then create and participate in an activity plan that meets the physical activity and sedentary behaviour guidelines relevant to the particular population group being studied. Students study and apply the social-ecological model and/or the Youth Physical Activity Promotion Model to critique a range of individual- and settings-based strategies that are effective in promoting participation in some form of regular physical activity.

Area of Study 1: What are the relationships between physical activity, sport, health and society?

Area of Study 2: What are the contemporary issues associated with physical activity and sport?

Prerequisites

None.

Methods of Assessment

- Structured Questions
- Assessment Tasks
- Written Plan and Reflective Portfolio
- Multimedia presentation
- Practical laboratory report
- End-of-semester examination

Physical Education – Unit 3 and 4

Unit 3: Movement skills and energy for physical activity

This unit introduces students to the biomechanical and skill acquisition principles used to analyse human movement skills and energy production from a physiological perspective. Students use a variety of tools and techniques to analyse movement skills and apply biomechanical and skill acquisition principles to improve and refine movement in physical activity, sport and exercise. They use practical activities to demonstrate how correct application of these principles can lead to improved performance in physical activity and sport. Students investigate the relative contribution and interplay of the three energy systems to performance in physical activity, sport and exercise. In particular, they investigate the characteristics of each system and the interplay of the systems during physical activity. Students explore the causes of fatigue and consider different strategies used to postpone fatigue and promote recovery.

Area of Study 1: How are movement skills improved?

Area of Study 2: How does the body produce energy?

Unit 4: Training to improve performance

In this unit students analyse movement skills from a physiological, psychological and sociocultural perspective, and apply relevant training principles and methods to improve performance within physical activity at an individual, club and elite level. Improvements in performance, in particular fitness, depend on the ability of the individual and/or coach to gain, apply and evaluate knowledge and understanding of training. Students analyse skill frequencies, movement patterns, heart rates and work to rest ratios to determine the requirements of an activity. Students consider the physiological, psychological and sociological requirements of training to design and evaluate an effective training program.

Students participate in a variety of training sessions designed to improve or maintain fitness and evaluate the effectiveness of different training methods. Students critique the effectiveness of the implementation of training principles and methods to meet the needs of the individual and evaluate the chronic adaptations to training from a theoretical perspective.

Area of Study 1: What are the foundations of an effective training program?

Area of Study 2: How is training implemented effectively to improve fitness?

Prerequisites

None.

Accelerated students must generally demonstrate successful completion of Units 1 and 2.

Methods of Assessment

- Practical laboratory report
- Data analysis
- Case study analysis
- Written reports
- Tests
- External end-of-year examination

Physics – Unit 1 and 2

Unit 1: What ideas explain the physical world?

Ideas in physics are dynamic. As physicists explore concepts, theories evolve. Often this requires the detection, description and explanation of things that cannot be seen. In this unit students explore how physics explains phenomena, at various scales, which are not always visible to the unaided human eye. They examine some of the fundamental ideas and models used by physicists in an attempt to understand and explain the world. Students consider thermal concepts by investigating heat, probe common analogies used to explain electricity and consider the origins and formation of matter. Students use thermodynamic principles to explain phenomena related to changes in thermal energy. They apply thermal laws when investigating energy transfers within and between systems and assess the impact of human use of energy on the environment. Students examine the motion of electrons and explain how it can be manipulated and utilised. They explore current scientifically accepted theories that explain how matter and energy have changed since the origins of the Universe. Students undertake quantitative investigations involving at least one independent, continuous variable.

Area of Study 1: How can thermal effects be explained?

Area of Study 2: How do electric circuits work?

Area of Study 3: What is matter and how is it formed?

Unit 2: What do experiments reveal about the physical world?

Students explore the power of experiments in developing models and theories. They investigate a variety of phenomena by making their own observations and generating questions, which in turn lead to experiments. Students make direct observations of physics phenomena and examine the ways in which phenomena that may not be directly observable can be explored through indirect observations. In the core component of this unit students investigate the ways in which forces are involved both in moving objects and in keeping objects stationary. Students choose one of twelve options related to astrobiology, astrophysics, bioelectricity, biomechanics, electronics, flight, medical physics, nuclear energy, nuclear physics, optics, sound and sports science. The option enables students to pursue an area of interest by investigating a selected question.

Area of Study 1: How can motion be described and explained?

Area of Study 2: Options

Area of Study 3: Practical investigation

Prerequisites

None.

Methods of Assessment

- Report of practical activities, explanation of a device, physics phenomenon, and student-designed or adapted investigation
- Modelling activity – design, construction, testing and evaluation of a device
- Reflective learning journal
- Media response
- Data analysis
- Tests
- End-of-semester examination

Physics – Unit 3 and 4

Unit 3: How do fields explain motion and electricity?

Students explore the importance of energy in explaining and describing the physical world. They examine the production of electricity and its delivery to homes. Students consider the field model as a construct that has enabled an understanding of why objects move when they are not apparently in contact with other objects. Applications of concepts related to fields include the transmission of electricity over large distances and the design and operation of particle accelerators. They explore the interactions, effects and applications of gravitational, electric and magnetic fields. Students use Newton's laws to investigate motion in one and two dimensions and are introduced to Einstein's theories to explain the motion of very fast objects. They consider how developing technologies can challenge existing explanations of the physical world, requiring a review of conceptual models and theories. Students design and undertake investigations involving at least two continuous independent variables.

Area of Study 1: How do things move without contact?

Area of Study 2: How are fields used to move electrical energy?

Area of Study 3: How fast can things go?

Unit 4: How can two contradictory models explain both light and matter?

A complex interplay exists between theory and experiment in generating models to explain natural phenomena including light. Wave theory has classically been used to explain phenomena related to light; however, continued exploration of light and matter has revealed the particle-like properties of light. On very small scales, light and matter – which initially seem to be quite different – have been observed as having similar properties. Students explore the use of wave and particle theories to model the properties of light and matter. They examine how the concept of the wave is used to explain the nature of light and explore its limitations in describing light behaviour. Students investigate light further by using a particle model to explain its behaviour. A wave model is also used to explain the behaviour of matter which enables students to consider the relationship between light and matter. Students learn to think beyond the concepts experienced in everyday life to study the physical world from a new perspective. Students design and undertake investigations involving at least two continuous independent variables.

Area of Study 1: How can waves explain the behaviour of light?

Area of Study 2; How are light and matter similar?

Area of Study 3: Practical investigation

Prerequisites

No prerequisites exist for Year 12 students, however, the study of Physics Units 1 and 2 is highly recommended.

Methods of Assessment

- Report of practical activities, explanation of a device, physics phenomenon, and student-designed investigation
- Design, construction, testing and evaluation of a device
- Reflective learning journal
- Tests
- External end-of-year examination

Psychology – Unit 1 and 2

Unit 1: How are behaviour and mental processes shaped?

Human development involves changes in thoughts, feelings and behaviour. Students investigate the structure and functioning of the human brain and the role it plays in the overall functioning of the human nervous system. Students explore brain plasticity and the influence that brain damage may have on a person's psychological functioning. They consider the complex nature of psychological development, including situations where psychological development may not occur as expected. Students examine the contribution that classical and contemporary studies have made to an understanding of the human brain and its functions, and to the development of different psychological models and theories used to predict and explain the development of thoughts, feelings and behaviours.

Area of Study 1: How does the brain function?

Area of Study 2: What influences psychological development?

Area of Study 3: Student-directed research investigation

Unit 2: How do external factors influence behaviour and mental processes?

A person's thoughts, feelings and behaviour are influenced by a variety of biological, psychological and social factors. Students investigate how perception of stimuli enables a person to interact with the world around them and how their perception of stimuli can be distorted. They evaluate the role social cognition plays in a person's attitudes, perception of themselves and relationships with others. Students explore a variety of factors and contexts that can influence the behaviour of an individual and groups. They examine the contribution that classical and contemporary research has made to the understanding of human perception and why individuals and groups behave in specific ways.

Area of Study 1: What influences a person's perception of the world?

Area of Study 2: How are people influenced to behave in particular ways?

Area of Study 3: Student-directed practical investigation

Prerequisites

None.

Methods of Assessment

- Report of practical activity involving primary data and/or secondary data
- Report of research investigation into brain function and influences of behaviour
- Brain structure modelling activity
- Logbook of practical activities
- Data analysis
- Media response
- Reflective learning journal
- Tests
- End-of-semester examination

Psychology – Unit 3 and 4

Unit 3: How does experience affect behaviour and mental processes?

The nervous system influences behaviour and the way people experience the world. Students examine both macro-level and micro-level functioning of the nervous system to explain how the human nervous system enables a person to interact with the world around them. They explore how stress may affect a person's psychological functioning and consider the causes and management of stress. Students investigate how mechanisms of memory and learning lead to the acquisition of knowledge, the development of new capacities and changed behaviours. They consider the limitations and fallibility of memory and how memory can be improved. Students examine the contribution that classical and contemporary research has made to the understanding of the structure and function of the nervous system, and to the understanding of biological, psychological and social factors that influence learning and memory.

Area of Study 1: How does the nervous system enable psychological functioning?

Area of Study 2: How do people learn and remember?

Unit 4: How is wellbeing developed and maintained?

Consciousness and mental health are two of many psychological constructs that can be explored by studying the relationship between the mind, brain and behaviour. Students examine the nature of consciousness and how changes in levels of consciousness can affect mental processes and behaviour. They consider the role of sleep and the impact that sleep disturbances may have on a person's functioning. Students explore the concept of a mental health continuum and apply a biopsychosocial approach, as a scientific model, to analyse mental health and disorder. They use specific phobia to illustrate how the development and management of a mental disorder can be considered as an interaction between biological, psychological and social factors. Students examine the contribution that classical and contemporary research has made to the understanding of consciousness, including sleep, and the development of an individual's mental functioning and wellbeing.

Area of Study 1: How do levels of consciousness affect mental processes and behaviour?

Area of Study 2: What influences mental wellbeing?

Area of Study 3: Practical investigation

Prerequisites

None.

Methods of Assessment

- Report of practical activities and student-designed practical investigation
- Comparative analysis
- Research evaluation
- Visual presentation / flow chart
- Data analysis
- Reflective learning journal
- Structured questions
- External end-of-year examination

Religion and Society - Unit 1 and 2

Unit 1: The Role of Religion in Society

Students explore the origins of religion and its role in the development of society, identifying the nature and purpose of religion over time. They investigate the contribution of religion generally to the development of human society. They also focus on the role of religious traditions over time in shaping personal and group identity. Students examine how individuals, groups and new ideas have affected and continue to affect religious traditions. The unit provides an opportunity for students to understand the complex relationships that exist between individuals, groups, new ideas and religious traditions broadly and in the Australian society in which they live. A range of examples is studied throughout the unit.

Area of Study 1: The nature and purpose of religion

Area of Study 2: Religion through the Ages

Area of Study 3: Religion in Australia

Unit 2: Religion and Ethics

How do we know what is good? How do we make decisions in situations where it is unclear what is good or not good? Do we accept what society defines as good? Do we do what feels right? Or do we rely on a definition of what is good from a religious tradition? What are the principles that guide decision making? Ethics is concerned with discovering the perspectives that guide practical moral judgment. Studying ethics involves identifying the arguments and analysing the reasoning, and any other influences behind these perspectives and moral judgments. An important influence on ethical perspective is the method of ethical decision-making, made up of concepts, principles and theories. Ethical questions that demand practical moral judgment are raised at the personal, family, local, wider community, national and global level. Family, community and traditional connections tie people together and provide an ethical background to guide what individuals choose to do, approving of some choices and disapproving of others. Students study in detail various methods of ethical decision-making in at least two religious traditions and their related philosophical traditions. They explore ethical issues in societies where multiple worldviews coexist, in the light of these investigations.

Area of Study 1: Ethical decision making and moral judgement

Area of Study 2: Religion and ethics

Area of Study 3: Ethical issues in society

Prerequisites

None.

Methods of Assessment

- Reports / essays / annotated charts
- Debates
- Role-plays
- identification / written exercises
- End-of-semester examination

Religion and Society – Unit 3 and 4

Unit 3: The search for meaning

Students study the purposes of religion generally and then consider the religious beliefs developed by one or more than one religious tradition or denomination in response to the big questions of life. Students study how particular beliefs within one or more than one religious tradition or denomination may be expressed through the other aspects of religion and explore how this is intended to foster meaning for adherents. Students then consider the interaction between significant life experience and religion. Religious tradition/s or denomination/s are to be selected from one or more than one of the following religious traditions: Buddhism, Christianity, Hinduism, Islam, Judaism.

Area of Study 1: Responding to the search for meaning

Area of Study 2: Expressing meaning

Area of Study 3: Significant life experiences, religious beliefs and faith

Prerequisites

None.

Methods of Assessment

- A report
- An essay
- A case study
- Analytical exercise
- Structured questions
- Extended response
- External examination

Unit 4: Religion, Challenge and Change

This unit focuses on the interaction over time of religious traditions and the societies of which they are a part. For a large part of human history religion has been a truth narrative, offering a means for finding answers to the big questions of life. Religious traditions are in a dynamic process of engagement and negotiation with members individually and collectively, as well as with other key institutions in wider society associated with power, authority and credibility. Religious traditions are living institutions that participate in and contribute to wider societies – both positively and negatively. They stimulate and support society, acting as levers for change themselves and embracing or resisting forces for change within society.

Area of Study 1: Challenge and response

Area of Study 2: Interaction of religion and society

Prerequisites

None.

Methods of Assessment

- A report
- An essay
- A case study
- Analytical exercise
- Structured questions
- Extended response
- External end-of-year examination

Studio Arts – Unit 1 and 2

Unit 1: Studio inspiration and techniques

Students focus on developing an individual understanding of the stages of studio practice and learn how to explore, develop, refine, resolve and present artworks. Students explore sources of inspiration, research artistic influences, develop individual ideas and explore a range of materials and techniques related to specific art forms. Using documented evidence in a visual diary, students progressively refine and resolve their skills to communicate ideas in artworks. Students also research and analyse the ways in which artists from different times and cultures have developed their studio practice to interpret and express ideas, source inspiration and apply materials and techniques in artworks. The exhibition of artworks is integral to Unit 1 and students are encouraged to visit a variety of exhibition spaces throughout the unit, reflect on the different environments and examine how artworks are presented to an audience.

Area of Study 1: Researching and recording ideas

Area of Study 2: Studio practice

Area of Study 3: Interpreting art ideas and use of materials and techniques.

Unit 2: Studio exploration and concepts

Students focus on establishing and using a studio practice to produce artworks. The studio practice includes the formulation and use of an individual approach to documenting sources of inspiration, and experimentation with selected materials and techniques relevant to specific art forms. Students explore and develop ideas and subject matter, create aesthetic qualities and record the development of the work in a visual diary as part of the studio process. Through the study of art movements and styles, students begin to understand the use of other artists' work in the making of new artworks. Students also develop skills in the visual analysis of artworks. Artworks made by artists from different times and cultures are analysed to understand developments in studio practice. Using a range of art periods, movements or styles, students develop a broader knowledge about the history of art. Analysis is used to understand the artists' ideas and how they have created aesthetic qualities and subject matter. Comparisons of contemporary art with historical art styles and movements should be encouraged. The exhibition of artworks is integral to Unit 2 and students are encouraged to visit a variety of exhibition spaces throughout the unit, reflect on the different environments and examine how artworks are presented to an audience.

Area of Study 1: Exploration of studio practice and development of artworks

Area of Study 2: Ideas and styles in artworks

Prerequisites

The Arts expectations: Students are to discuss their suitability for this subject with the current VCE Arts subject teacher. Enrolled VCE Arts students are expected to demonstrate a commitment to their chosen art form both in and out of the classroom. Participation in evening assessment performances and/or afterschool studio enrichment activities may be required.

Methods of Assessment

- Folio of artworks
- Structured questions
- End-of-semester examination



Studio Arts – Unit 3 and 4

Unit 3: Studio practices and processes

Students focus on the implementation of an individual studio process leading to the production of a range of potential directions. Students develop and use an exploration proposal to define an area of creative exploration. They plan and apply a studio process to explore and develop their individual ideas. Analysis of these explorations and the development of the potential directions is an intrinsic part of the studio process to support the making of finished artworks in Unit 4. The exhibition of artworks is integral to Unit 3 and students are expected to visit a variety of exhibitions throughout the Unit, reflect on the different environments where artworks are exhibited and examine how artworks are presented to an audience. Students are expected to visit at least two different exhibitions and study specific artworks displayed in these exhibitions during their current year of study.

Area of Study 1: Exploration proposal

Area of Study 2: Studio process

Area of Study 3: Artists and studio practices

Unit 4: Studio practice and art industry contexts

Students focus on the planning, production and evaluation required to develop, refine and present artworks that link cohesively according to the ideas resolved in Unit 3. To support the creation of artworks, students present visual and written evaluation that explains why they selected a range of potential directions from Unit 3 to produce at least two finished artworks in Unit 4. This Unit also investigates aspects of artists' involvement in the art industry, focusing on a least two different exhibitions the student has visited in the current year of study with reference to specific artworks in those exhibitions. Students investigate the methods and considerations of the artist and/or curator involved in the preparation, presentation and conservation of artworks displayed in exhibitions in at least two different galleries or exhibitions.

Area of Study 1: Production and presentation of artworks

Area of Study 2: Evaluation

Area of Study 3: Art industry contexts

Prerequisites

The Arts expectations: students are to discuss their suitability for this subject with the current VCE Arts subject teacher. Enrolled VCE Arts students are expected to demonstrate a commitment to their chosen art form both in and out of the classroom. Participation in evening assessment performances and/or afterschool studio enrichment activities may be required.

Accelerated students must generally demonstrate successful completion of Units 1 and 2.

Methods of Assessment

- Folio of artworks
- Structured questions
- External end-of-year examination



Systems Engineering – Unit 1 and 2

Unit 1: Mechanical Systems

In this area of study, students learn about fundamental mechanical engineering principles and the components required when producing an operational system. Students learn fundamental principles of how mechanisms and simple mechanical systems provide movement and mechanical advantage, and how the specific components of a system or an entire mechanical system can be represented diagrammatically. Using the systems engineering process students research, design and plan a mechanical system. They consider relevant factors that influence the creation and use of their system and document their findings and process.

Area of Study 1: Mechanical system design

Area of Study 2: Producing and evaluating mechanical systems

Unit 2: Electrotechnological systems

Students study fundamental electrotechnological engineering principles.

'Electrotechnological' encompasses systems that include electrical/electronic circuitry including microelectronic circuitry. Through the application of the systems engineering process, students create operational electrotechnological systems, which may also include mechanical components or electro-mechanical subsystems. While this unit contains fundamental physics and theoretical understanding of electrotechnological systems and how they work, the focus is on the creation of electrotechnological systems, drawing heavily upon design and innovation processes. Electrotechnology is a creative field that responds to, and drives rapid developments and change brought about through technological innovation. Contemporary design and manufacture of electronic equipment involves increased levels of automation and inbuilt control through the inclusion of microcontrollers and other logic devices. Students explore some of these emerging technologies. Students study fundamental electrotechnological principles including applied electrical theory, standard representation of electronic components and devices, elementary applied physics in electrical circuits and mathematical processes that can be applied to define and explain the electrical characteristics of circuits.

Area of Study 1: Electrotechnological systems design

Area of Study 2: Producing and evaluating electrotechnological systems

Prerequisites

None.

Methods of Assessment

- Folio
- Production work
- Practical demonstrations
- End-of-semester examination

Systems Engineering – Unit 3 and 3

Unit 3: Integrated and controlled systems

Students study engineering principles used to explain physical properties of integrated systems and how they work. Students design and plan an operational, mechanical and electrotechnological integrated and controlled system. They learn about the technologies used to harness energy sources to provide power for engineered systems. Students commence work on the creation of an integrated and controlled system using the systems engineering process. This production work has a strong emphasis on innovation, designing, producing, testing and evaluating. Students manage the project, taking into consideration the factors that will influence the creation and use of their integrated and controlled system. Students' understanding of fundamental physics and applied mathematics underpins the systems engineering process, providing a comprehensive understanding of mechanical and electrotechnological systems and how they function. Students learn about sources and types of energy that enable engineered technological systems to function. Comparisons are made between the use of renewable and non-renewable energy sources and their impacts. Students develop their understanding of technological systems developed to capture and store renewable energy and technological developments to improve the credentials of non-renewables.

Area of Study 1: Integrated and controlled systems design

Area of Study 2: Clean energy technologies

Unit 4: Systems control

Students complete the creation of the mechanical and electrotechnological integrated and controlled system they researched, designed, planned and for which they commenced production in Unit 3. Students investigate new and emerging technologies, consider reasons for their development and analyse their impacts. Students continue producing their mechanical and electrotechnological integrated and controlled system using the systems engineering process. Students develop their understanding of the open-source model in the development of integrated and controlled systems and document its use fairly. They effectively document the use of project and risk management methods throughout the creation of the system. They use a range of materials, tools, equipment and components. As well as testing, diagnosing and analysing the performance of the system, students evaluate their process and the system. Students expand their knowledge of emerging developments and innovations through their investigation and analysis of a range of engineered systems. They analyse a specific emerging innovation, including its impacts.

Area of Study 1: Producing and evaluating integrated and controlled systems

Area of Study 2: New and emerging technologies

Prerequisites

None. However, some additional preparatory work would be advisable for students entering Units 3 and 4 without completing Units 1 and 2.

Methods of Assessment

- Multimedia/simulation presentation
- Folio
- Brochure
- Report
- Production work
- Oral presentation

Visual Communication Design – Unit 1 and 2

Unit 1: Introduction to visual communication design

This unit focuses on using visual language to communicate messages, ideas and concepts. This involves acquiring and applying design thinking skills as well as drawing skills to create messages, ideas and concepts, both visible and tangible. Students practise their ability to draw what they observe and they use visualisation drawing methods to explore their own ideas and concepts. Students develop an understanding of the importance of presentation drawings to clearly communicate their final visual communications. Through experimentation and exploration of the relationship between design elements and design principles, students develop an understanding of how they affect the visual message and the way information and ideas are read and perceived. Students review the contextual background of visual communication through an investigation of design styles. This research introduces students to the broader context of the place and purpose of design. Students are introduced to the importance of copyright and intellectual property and the conventions for acknowledging sources of inspiration. In this unit students are introduced to four stages of the design process: research, generation of ideas, development of concepts and refinement of visual communications.

Area of Study 1: Drawing as a means of communication

Area of Study 2: Design elements and design principles

Area of Study 3: Visual communications in context

Unit 2: Applications of visual communication within design fields

This unit focuses on the application of visual communication design knowledge, design thinking and drawing methods to create visual communications to meet specific purposes in designated design fields. Students use presentation drawing methods that incorporate the use of technical drawing conventions to communicate information and ideas associated with the environmental or industrial fields of design. They also investigate how typography and imagery are used in these fields as well as the communication field of design. They apply design thinking skills when exploring ways in which images and type can be manipulated to communicate ideas and concepts in different ways in the communication design field. Students develop an understanding of the design process as a means of organising their thinking about approaches to solving design problems and presenting ideas. In response to a brief, students engage in the stages of research, generation of ideas and development and refinement of concepts to create visual communications.

Area of Study 1: Technical drawing in context

Area of Study 2: Type and imagery in context

Area of Study 3: Applying the design process

Prerequisites

The Arts expectations: students are to discuss their suitability for this subject with the current VCE Arts subject teacher. Enrolled VCE Arts students are expected to demonstrate a commitment to their chosen art form both in and out of the classroom. Participation in evening assessment performances and/or afterschool studio enrichment activities may be required.

Methods of Assessment

- Structured questions and short answer responses
- Folio of visual communications
- End-of-semester examination



Visual Communication Design – Unit 3 and 4

Unit 3: Design thinking and practice

In this unit, students gain an understanding of the process designers employ to structure their thinking and communicate ideas with clients, target audiences, other designers and specialists. Through practical investigation and analysis of existing visual communications, students gain insight into how the selection of methods, media and materials, and the application of design elements and design principles, can create effective visual communications for specific audiences and purposes. They investigate and experiment with the use of manual and digital methods, media and materials to make informed decisions when selecting suitable approaches for the development of their own design ideas and concepts.

Students use their research and analysis of the process of visual communication designers to support the development of their own designs. They establish a brief for a client and apply design thinking through the design process. Design from a variety of historical and contemporary design fields is considered by students to provide directions, themes or starting points for investigation and inspiration for their own work. Students use observational and visualisation drawings to generate a wide range of design ideas and apply design thinking strategies to organise and evaluate their ideas. The brief and research underpin the developmental and refinement work undertaken in Unit 4.

Area of Study 1: Analysis and Practice in Context

Area of Study 2: Design Industry Practice

Area of Study 3: Developing a brief and generating ideas

Unit 4: Visual communication design development, evaluation and presentation

The focus of this unit is on the development of design concepts and two final presentations of visual communications to meet the requirements of the brief. This involves applying the design process twice to meet each of the stated communication needs. Having completed their brief and generated ideas in Unit 3, students continue the design process by developing and refining concepts for each communication need stated. They utilise a range of digital and manual two and three-dimensional methods, media and materials. They investigate how the application of design elements and design principles creates different communication messages and conveys ideas to the target audience. As students revisit stages to undertake further research or idea generation when developing and presenting their design solutions, they develop an understanding of the iterative nature of the design process. Ongoing reflection and evaluation of design solutions against the brief assists students with keeping their endeavours focused.

Area of study 1: Development, refinement and evaluation

Area of study 2: Final presentations

Prerequisites

The Arts expectations: students are to discuss their suitability for this subject with the current VCE Arts subject teacher. Enrolled VCE Arts students are expected to demonstrate a commitment to their chosen art form both in and out of the classroom. Participation in evening assessment performances and/or afterschool studio enrichment activities may be required.

Methods of Assessment

- Folio of visual communications
- Responses to questions
- External end-of-year examination



Contacts

Before making decisions about course composition and balance, students and parents may wish to seek advice from relevant staff. Students are not guaranteed entry into any VCE subject of their choosing and selections will be considered according to proven work ethic, learning progress and final results. Class size limits apply and students submitting selections late or not showing appropriate commitment to their subjects may be precluded from certain subjects.

FOR CURRICULUM AND VCE ENQUIRIES		
Head of Curriculum - Secondary	Mrs Jennifer Johnstone	johnstonej@humegrammar.vic.edu.au
VCE Coordinator	Mrs Alexa Black	blacka@humegrammar.vic.edu.au
FOR CAREER AND POST SCHOOL PATHWAYS ADVICE		
Careers Counsellor	Mrs Rochelle Rosendale	rosendaler@humegrammar.vic.edu.au
FOR SUBJECT-SPECIFIC INFORMATION		
Head of Learning – The Arts	Ms Sarah Lang	langs@humegrammar.vic.edu.au
Head of Learning - English	Mr Clive Parkin	parkinc@humegrammar.vic.edu.au
Head of Learning – Health and Physical Education	Mrs Sarah Davies	daviess@humegrammar.vic.edu.au
Head of Learning – Humanities and RAVE	Ms Kaye Elvin	elvink@humegrammar.vic.edu.au
Subject Coordinator – Languages	Ms Rosa Sfameni	sfamenir@humegrammar.vic.edu.au
Head of Learning – Mathematics	Ms Tamara Ferraro	ferrarot@humegrammar.vic.edu.au
Head of Learning – Science	Mr Navneet Sharma	sharman@humegrammar.vic.edu.au
Subject Coordinator – Technology	Mr Athanas Zivave	zivavea@humegrammar.vic.edu.au